# Do You Have What It Takes To BE THE NEXT AMERICAN IDOL?

KONAMI
www.konami.com

Step into the spotlight and become an idol. *Karaoke Revolution Presents: American Idol Encore*, the most realistic and thrilling *American Idol* experience yet! Do you think you can take on the challenge of "Bohemian Rhapsody" or have the guts to rock it out to "Black Hole Sun"? Grab the mic, and share the dream. The judges have spoken!

- Challenge your friends: Choose from 3 online modes
- New commentary and interaction between all 3 judges
- Start the party with multiple game modes for up to 8 players
- Think you can sing? Accurately recognizes and scores vocal pitch and rhythm
- Create your own superstar look with cool clothing and accessories
- Rock out on various stages with dynamic lighting and special effects
- Expand your library of music with hundreds of downloadable songs

## Let the Judging Begin!

19 FREMANTLEMEDIA

players 1-8 | co-op 2 | custom soundtracks | 312 KB to save game | HDTV 720p/1080i/1080p | in-game Dolby® Digital | online multiplayer 2-8 | content download | leaderboards | voice

For use only with Xbox 360® entertainment systems with "NTSC" designation. Unauthorized copying, reverse engineering, transmission, public performance, rental, pay for play, or circumvention of copy protection are strictly prohibited.

**Xbox LIVE® system requirements with Xbox 360 system & games:** Paid subscription required for online multiplayer, co-op and some downloads. Some Xbox LIVE services require additional hardware (e.g., headset and camera) and fees. The Xbox LIVE service and associated hardware are not available in all countries, please visit http://www.xbox.com/live/ for more information. Features may change without notice. Subject to Terms of Use (at www.xbox.com/live/termsofuse/). Broadband Internet service (sold separately), Passport account, and hard drive or memory unit required. Some broadband services may not work with Xbox LIVE and performance may vary. Under 13 requires parental consent.

Konami Digital Entertainment, Inc., 2381 Rosecrans Avenue, Suite 200, El Segundo, CA 90245

Separate cables may be required for HDTV and Dolby Digital. Sold separately. Dolby and the double-D symbol are trademarks of Dolby Laboratories. © 2008 Konami Digital Entertainment, Inc. "Karaoke Revolution" is a registered trademark of Konami Digital Entertainment Co., Ltd. KONAMI is a registered trademark of KONAMI CORPORATION. Developed by Blitz Games. Blitz Games & The Blitz Rings logo are registered trademarks of Blitz Games Limited. Published by Konami Digital Entertainment, Inc. American Idol® 19 TV Ltd. & FremantleMedia North America, Inc. Licensed by FremantleMedia Enterprises. www.americanidol.com. Microsoft, Xbox, Xbox 360, Xbox LIVE, and the Xbox logos are registered trademarks of the Microsoft group of companies.

EVERYONE
E
Mild Lyrics
Mild Suggestive Themes
ESRB CONTENT RATING www.esrb.org
Online Interactions Not Rated by the ESRB

Supports Family Settings

DOLBY DIGITAL

0 83717 30065 6
MADE IN U.S.A.
PROOF OF PURCHASE

⚠ WARNING Read instruction manual for information about photosensitive seizures and other important safety and health information.

Microsoft

XBOX 360

Karaoke Revolution® Presents: American Idol® Encore

30065

NTSC

XBOX 360

XBOX LIVE

NTSC

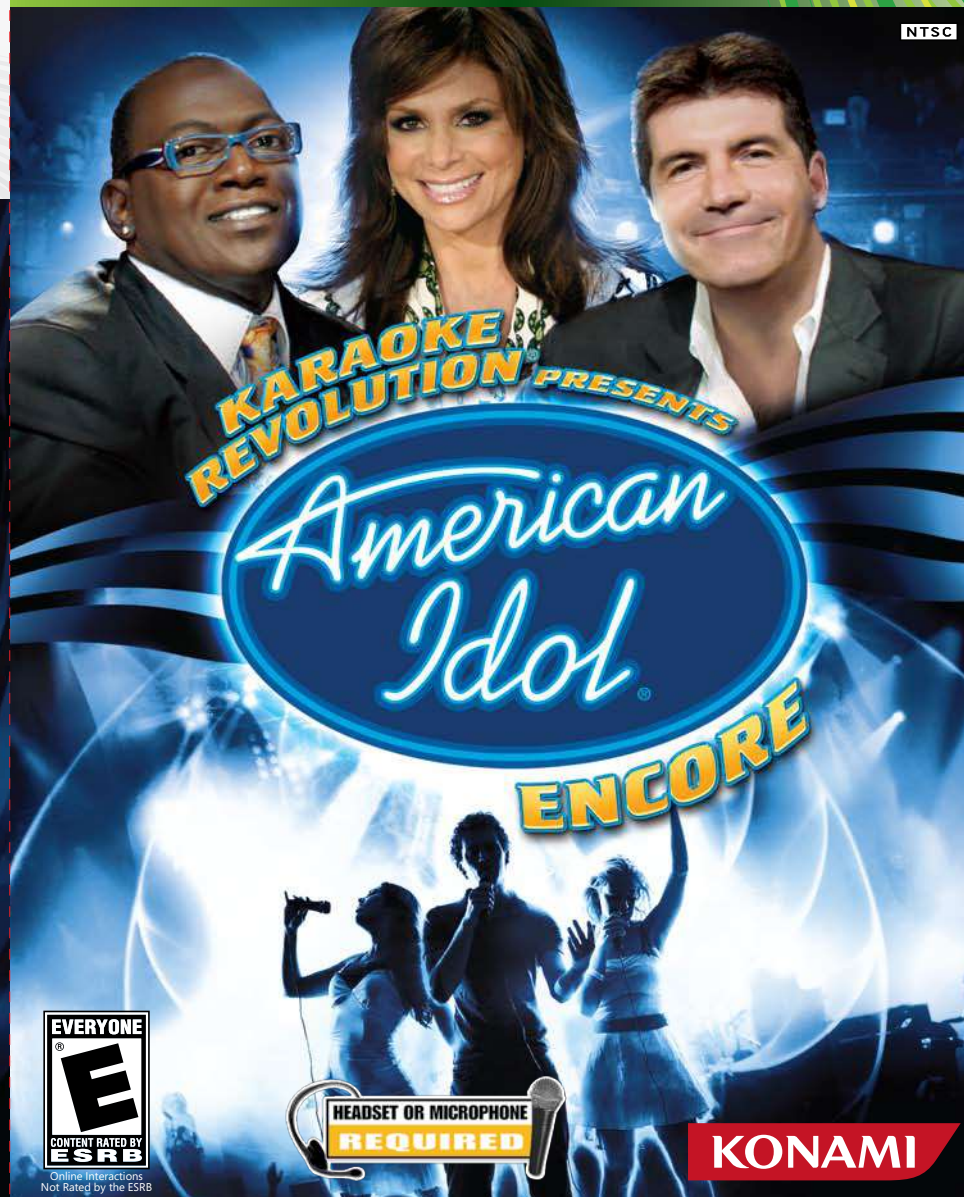


EVERYONE
E
CONTENT RATED BY ESRB
Online Interactions Not Rated by the ESRB

KONAMI

## ⚠ WARNING

Before playing this game, read the Xbox 360 Instruction Manual and any peripheral manuals for important safety and health information. Keep all manuals for future reference. For replacement manuals, see **www.xbox.com/support** or call Xbox Customer Support (see inside of back cover).

### Important Health Warning About Playing Video Games

Photosensitive Seizures

A very small percentage of people may experience a seizure when exposed to certain visual images, including flashing lights or patterns that may appear in video games. Even people who have no history of seizures or epilepsy may have an undiagnosed condition that can cause these "photosensitive epileptic seizures" while watching video games.

These seizures may have a variety of symptoms, including lightheadedness, altered vision, eye or face twitching, jerking or shaking of arms or legs, disorientation, confusion, or momentary loss of awareness. Seizures may also cause loss of consciousness or convulsions that can lead to injury from falling down or striking nearby objects.

Immediately stop playing and consult a doctor if you experience any of these symptoms. Parents should watch for or ask their children about the above symptoms—children and teenagers are more likely than adults to experience these seizures. The risk of photosensitive epileptic seizures may be reduced by taking the following precautions:

- Sit farther from the television screen.
- Use a smaller television screen.
- Play in a well-lit room.
- Do not play when you are drowsy or fatigued.

If you or any of your relatives have a history of seizures or epilepsy, consult a doctor before playing.

Become a KONAMI INSIDER

Register now to become a "Konami Insider" at **www.konami.com** to receive exclusive game play tips and product news.

# TABLE OF CONTENTS

Connecting to Xbox LIVE® . . . . . 2
Starting Up . . . . . 3
Introduction . . . . . 5
Main Menu . . . . . 6
Prepare to Sing . . . . . 7
How to Play . . . . . 9
Hints & Tips . . . . . 12
Game Modes . . . . . 13
Extras . . . . . 18
Credits . . . . . 19

# CONNECTING TO XBOX LIVE®

Play anyone and everyone, anytime, anywhere on Xbox LIVE®. Build your profile (your gamer card). Chat with your friends. Download content at Xbox LIVE® Marketplace. Send and receive voice and video messages. Get connected and join the revolution.

## CONNECTING

Before you can use Xbox LIVE®, connect your Xbox 360® console to a high-speed Internet connection and sign up to become an Xbox LIVE® member. For more information about connecting, and to determine whether Xbox LIVE® is available in your region, go to **www.xbox.com/live**.

## FAMILY SETTINGS

These easy and flexible tools enable parents and caregivers to decide which games young game players can access based on the content rating. For more information, go to **www.xbox.com/familysettings**.

## LANGUAGES THAT AREN'T SUPPORTED IN THE XBOX 360® DASHBOARD

If your game is available in a language that isn't supported in the Xbox 360® Dashboard, you must select a corresponding locale (region) in Console Settings to enable that language in the game. For more information, go to **www.xbox.com**.



# STARTING UP

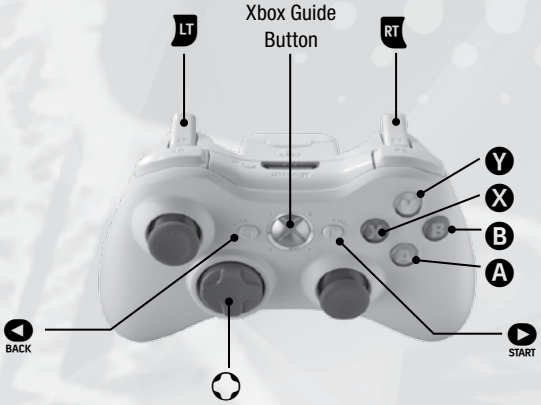


## MENUS

Directional pad or left stick ↑/↓ . . . . . Highlight Menu Item

Directional pad or left stick ←/→ . . . . . Change Highlighted Item

A . . . . . Select Menu Item / Save Settings

B . . . . . Back to Previous Screen

## IN-GAME CONTROLS

START . . . . . Pause Game

While the song is playing, you can change the sound settings with the Xbox 360® controller. Use the following controls to mix the sound to your personal preference:

A (hold) + D-pad ←/→ . . . . . Effects Volume

X (hold) + D-pad ←/→ . . . . . Player Voice Volume

Y (hold) + D-pad ←/→ . . . . . Song Vocals Volume

B (hold) + D-pad ←/→ . . . . . Song Music Volume

## USB MICROPHONE/XBOX 360® HEADSET (REQUIRED)




**Karaoke Revolution® Presents: American Idol® Encore requires the use of at least one USB-compatible microphone or Xbox 360 Headset in order to play the game.** If you do not already have a microphone or Xbox 360 Headset, there are several microphones and headsets available for purchase separately. The game supports microphones and headsets designed to work with the Xbox 360 console, including the Karaoke Revolution® Microphone and the Logitech® USB microphone.

**A microphone / Xbox 360 Headset must be plugged in at all times while playing the game.** Before booting up the game, make sure to plug in a microphone / Xbox 360 Headset. The microphone / Xbox 360 Headset connects to either of the USB connectors located on the front or the USB connector on the back of the Xbox 360 console. With the USB symbol facing up, insert the microphone / Xbox 360 Headset cable into one of the USB connectors. **Karaoke Revolution® Presents: American Idol® Encore** supports up to two microphones / Xbox 360 Headsets at a time.

**Two microphones / Xbox 360 Headsets are required for Duet modes.** If you have both microphones / Xbox 360 Headsets connected to your Xbox 360 console when you first run the game, the first microphone that is recognized by the system will be Microphone 1 within the game.

**For best results, it is important to keep the Xbox 360 Headset microphone or handheld microphone positioned close to the front of your mouth while playing the game.** We recommend that you access the Microphone Setup screen in Options to adjust the input level of the microphone.



# INTRODUCTION

Just when you thought you were safe from Simon's criticism, Karaoke Revolution® returns with its Encore edition of American Idol®. In this exciting sequel, you can experience the once-in-a-lifetime thrill of being an American Idol® and enjoy all-new features. Choose from 40 hit songs. With genres ranging from pop to rock, there's something for everyone to enjoy. Two players can join together to sing duets or battle head-to-head in several different game modes.

The main objective of the game is to sing each song exactly like the original version. As you sing the song, your vocal performance is judged by how closely you can match the pitch and rhythm of the original lead vocals. If you sing like a pro, the crowd will cheer you on and you'll rack up the points. If you sing badly, you will lose the crowd and may even get booed off the stage!

**Don't worry — if you don't consider yourself a great singer, you can lower the vocal judging and the game will become much more forgiving…even if you hit some bad notes. So don't be shy! Get a bunch of friends together, grab a microphone or two, and start singing!**

# MAIN MENU

## QUICK PLAY

Jump in, select your favorite song and start singing. Your performance will be scored.

## AMERICAN IDOL®

Enter a full American Idol® contest as either a single contestant or take part in a multiplayer contest with your friends.

**Single Song:** Sing a song with judging enabled.

**Tournament Mode:** Enter a single-player American Idol® tournament.

**Multi Player Contest:** Compete against 1-7 of your friends in an American Idol® tournament.

## DUETS

Sing along with another player cooperatively (2-8 players).

## BATTLE

Compete against 2-8 offline players in a League tournament or take on one opponent in a Head to Head match. Leave Instant Knock Out ON for unison singing, or turn it OFF to do a Sing Off.

## XBOX LIVE®

Play online with up to 8 other players in an assortment of modes or download new songs. Set up your online character and enter an American Idol® tournament, an Arcade League tournament, or an online Head to Head game.

## OPTIONS

Customize your character or adjust game settings. Change your audio settings or enable the Xbox LIVE® Vision camera.

## EXTRAS

View additional features including game statistics and video content.



# PREPARE TO SING

## CHARACTER SETUP

You will have 16 characters to choose from, along with an additional 8 that can be unlocked through certain accomplishments.




Scroll through the various characters by using the directional pad or the left stick. Once you have found a character you want to use, you can either select them as they are by moving down to the venue area or you can edit their appearance.

## EDIT A CHARACTER

Pressing Ⓐ takes you to the Wardrobe screen. Here, you can customize your character's outfit in a variety of ways. You can choose everything from eyewear to full outfits ready to wear. You can also use LT and RT to rotate the character, giving you a 360-degree view.

Want a more personalized experience? In the Wardrobe screen, you can change the character's name. Hit Ⓨ to take you to an editing screen, where you can name the character anything you'd like.

If you want to discard all your changes and start from scratch, just hit Ⓧ to reset the character to his/her default appearance.

## SELECT VENUE

Scroll through the venues by using the directional pad or left stick. Select the venue you wish to sing at with Ⓐ.

After you have selected your character and venue, press CONTINUE (Ⓐ) to move on to select your song.

## SELECT SONG

The Song Selection screen is divided into three parts: an organizational system, a song list, and a small section that informs you of the mode you are playing and your character.

**Getting Organized** – The section on the upper left allows you to create a medley, select songs by genre, view favorites, sort songs by complexity, or show all songs. You can also access the Xbox LIVE® Marketplace to download additional songs from this menu.

The Create Medley mode presents you with many different options. You can choose your own song medley, ranging from 2 to 5 songs, or be adventurous and select a random medley. If you dislike a preselected song, just remove it with Ⓑ. You can then select a new song with Ⓐ or a random one with Ⓧ. There are also Mystery Medleys, where you won't know which songs you're going to sing until it's too late!

If you'd prefer to select your song by genre, you can explore the best of Rock, Hard Rock, Disco, Country, Classic, R&B, '80s, or Ballad. You can also choose to show Favorites, which will reveal songs in the list that you have chosen as a Favorite by pressing Ⓨ. These songs will later be indicated with a heart icon next to them.

Just starting out and looking for an easier tune? You'll enjoy Sort by Complexity, where the songs are ranked with 1 to 3 song notes, revealing their particular difficulty level. Or throw all caution to the wind and Show All Songs. Everything available will appear in the song list.

To add additional songs to the game, select DOWNLOAD SONGS.

**Song List** – Highlighting a song title will play a short preview of the song. Each song displays its genre, complexity, length (of both Full and Short versions), highest score, and play count.

**Info Display** – This small section in the left corner reveals what mode you are playing and the character you are starring as.

## SONG SETUP

Depending upon the game mode you have selected, you may also be presented with additional options after selecting the character, song, and venue:

**Song Type** – Sing either the Full or Short version of the song.

**Practice** – This mode allows you to sing without failing the song.

**Difficulty** – Choose from Easy, Medium, Hard, or Expert difficulty levels. At the lower judging levels, the game widens the range of pitch and rhythm that is accepted. It will recognize that you are singing the proper notes even if your pitch or timing is a little off. The Phrase Meter will be shorter and will fill up quickly, making it easier to get a high rating for the Phrase. If you select a higher judging level, you will need to sing much more closely to the original track and the Phrase Meter will take longer to fill up.

**Mic Display Mode** – Your character can either sing with a microphone on a stand, a handheld microphone, or a random selection. In some venues, there may be restrictions on which mic style is allowed.

## SOUND CHECK

**Mic Volume** – Adjusts the volume of the microphone.

**Sound Setup** – Adjusts the volume for song music, effects, song vocal, and the player's voice.

# HOW TO PLAY




## GAME SCREEN

**Music Staff**

The **Music Staff** and **Lyrics** are displayed at the bottom of the screen. The blue bars which scroll across the staff are called **Note Tubes**. Note Tubes represent the pitch and duration of each note you have to sing during the song. Each word within the song matches up with a corresponding Note Tube.

As the Lyrics scroll across the screen, sing the proper words and try to match the Note Tubes as they reach the **Now Bar.** The **Pitch Arrow** will appear while you are singing; this represents your current pitch. The arrow will move away from the Note Tube and tilt slightly up or down if you sing above or below the note. If the arrow flattens out and lines up with the Note Tube and green sparks appear, this means that you are hitting the note correctly. For an extra challenge, you can turn the Note Tubes and Lyrics OFF in the Gameplay Options menu.

### Phrases

A **Phrase** is considered to be one line of Lyrics within the song. The end of each Phrase is designated by a blue **Phrase Marker**. When the Phrase Marker reaches the Now Bar, you have completed that Phrase and a new Phrase will begin.

As you sing the correct notes in the Phrase, the **Phrase Meter** will fill up and change colors. Try to hit as many notes as you can to fill the Phrase Meter. At the end of the Phrase, your score will increase and you will receive a performance rating of “Lousy,” “Poor,” “Okay,” “Good,” or “Great” for that Phrase.

### Crowd Meter

The **Crowd Meter** represents the excitement level of the crowd. This meter will change levels up or down depending on your Phrase ratings. Try to keep the crowd excited throughout the entire song. If the meter begins to drop to the “Lousy” level, you will hear a warning tone telling you that you are close to failing. If you do not improve, the music will fade out as the judges tell you to stop singing, or you will fail out of the song.

### Combos

If you manage to get a “Good” or “Great” rating on three Phrases in a row, you will start a **Combo**. During the Combo, you will receive a score bonus for every Phrase. The number of Combos will appear next to the Phrase Meter while the Combo is in effect. As the Combo number increases, the score bonus will increase as well. When you string together a 5 Phrase Combo, you will hit the maximum score bonus and the words “Max Combo” will be displayed on the screen. Continue to score “Good” or “Great” to keep the Combo going.

### Perfect Combo

If you manage to get a “Great” rating on every Phrase in the entire song, you will achieve a **Perfect Combo**. On a Full song, this is worth 100,000 points and a Diamond Record. On a Short song, this is worth 60,000 points. If you make a mistake and receive a Phrase rating below “Great,” you will lose your Perfect Combo for the rest of the song. You can still begin new Combos, but a Perfect Combo requires a perfect performance!

### Crowd Boost

During random Phrases within the song, green sparkling Note Tubes will appear on the Staff. If you hit the notes correctly and get a “Good” or “Great” rating, you will receive a **Crowd Boost**. The Crowd Boost will send the Crowd Meter shooting upwards. The Crowd Boost can be especially helpful when your Crowd Meter is really low.

**NOTE:** Crowd Boost phrases do not appear when the vocal judging is set to Expert.



### Final Score

At the end of the song, the **Final Score** screen will display your score with the percentage of each Phrase rating listed to the left. Centered in the screen is your score and any awards earned. In the bottom left of the screen, you will see your character’s name, the vocal judging level, and your highest Combo.

If you score enough points, you will be awarded a Gold or Platinum Record. You can even win a Diamond Record if you score 100,000 points with a Perfect Combo. Winning Gold, Platinum, or Diamond Records will unlock special items in the game.

# HINTS & TIPS

**Microphone Placement** – For best results, it is important to keep the Xbox 360® Headset microphone positioned very close to the front of your mouth (1-3 cm). If you are using a handheld microphone, try to keep the microphone at the same distance from your mouth and sing directly into it. We recommend that you access the Microphone Setup screen in Options to adjust the mic gain before performing.

**Practice** – Every song featured in the game includes the lead vocals. In order to learn the songs, you should listen to and sing along with the original vocals. You can use the Practice mode to practice the songs without being judged.

**Octaves** – You can sing the songs in any octave without getting penalized. If certain notes are too high or low, try singing them in a different octave; the game system will automatically adjust. This is especially useful if you are a male singing a song with a female lead vocal, or vice versa.

**Holding Notes** – The game system will easily recognize vowel sounds as real notes. For long notes that are held, be sure to hold the vowel within the word, not the consonant. Make sure to hold each note for the entire length of the Note Tube. Also, try to sing clearly without any distortion in your voice.

**Vocal Judging** – If you are having trouble getting through a particular song, try selecting a lower vocal judging level.

**Unlocked Items** – You will be able to unlock items during single-player and multiplayer games, and the items that you unlock will instantly become available in all of the game modes for all of the players. View the Unlock Progress screen in Extras to see what the requirements are for each of the unlockable items in the game.

**Loading Screens** – There are additional tips available for you to read on the loading screens in the game.



# GAME MODES

## QUICK PLAY

Quick Play makes it easy to sing a song without having to enter a full game mode. Choose your character and venue, select any available song from the list, select between Full, Short, or Practice versions of the song, set the vocal judging level, pick your mic display, and you'll be ready to sing!

Quick Play is also a great mode to use when you have a group of people who want to play the game, but aren't interested in a full multiplayer game. Sing one song, and then let the next person choose what they want to sing.

## AMERICAN IDOL®

You can select from a few different American Idol® modes. Just remember, you cannot create a medley while playing in American Idol® mode.

### Single Song

Sing one Full or Short song on one of the American Idol® stages. Once you're finished, you'll hear all about how you did from some of the harshest judges around!

### Tournament Mode

Here, you can compete in a single-player American Idol® contest. Start a new one or resume a previously saved one.

**NOTE:** Only one single-player game can be saved at a time. If a new game is started and saved, it will overwrite any previously saved single-player campaign.

**Contest Length:** You can choose from four different contest lengths — mini (4 rounds), short (8 rounds), medium (13 rounds), and full (18 rounds). If you're brave enough to try a full-length contest, you'll be singing as many songs as the contestants on the television show!

**Display Score:** Toggle this ON/OFF. When set to OFF, your score is not displayed during gameplay. Your final score for a song is displayed after you are done singing and the judges have told you what they think of your performance.

**Elimination Screen:** Each round is judged by the American Idol® panel. If you have performed well, you are given a yellow "Pass" to the next round. After you have completed a semi-final round, you will see the Elimination screen. In the semi-finals and finals, this screen displays a leaderboard with groups of contestants in each, with your character included in one of the groups. It is here that you will see if you (and your group) have received a yellow "Pass" or a red "Fail."

### Multi Player Contest

Select this option to play with 2-8 of your friends. You can select any number of rounds from 1-7.

**Virtual Contestants:** Turning this mode ON will place CPU contestants in unfilled player slots. Turn the mode OFF if you wish to only play with your friends.

**Eliminations:** Eliminations OFF will allow all players to advance to the final round without anyone being eliminated between rounds. A winner is still chosen after the last round. This option is ON by default and can only be turned OFF when Virtual Contestants is set to OFF.

Following these options, you will be able to set up User Profiles and Characters. After this, you can select your songs and set up the song options and sound settings to your liking. The American Idol® panel judges each player in this mode. All players sing a song of their choice (individually) and are then informed if they can continue in the contest or not. Performance order in each round follows the order of the first round.

## DUETS

Here, you can sing a cooperative Duet with another player. You can either sing the same melody at the same time or try a True Duet. True Duets are indicated by an icon of two people singing and the words “True Duet” at the right-hand side of the song information bar.

In Duet mode, your goal is to score the most points possible as a team. Since the Combos, Crowd Boosts, and Crowd Meter are all affected by the team’s performance, both players must perform well. For example, both players must get consecutive “Good” or “Great” Phrase ratings in order to obtain a Combo. Once the song has concluded, each player’s individual score is displayed separately. These scores are added together to compute the final team score.

After you’ve decided to sing a Duet, you must choose how many teams (1, 2, or 3) will be singing. You can sing from 1-6 rounds. Just as before, set up your User Profiles, Characters, Venues, and Songs. In this type of game, you can create medleys.

Singing with someone much better than you? Tip the scales in your favor by adjusting the skill levels. You can also toggle the Player 1 and Player 2 options to switch the parts that each player will be singing. Do a final sound check, and you’re ready for some (hopefully) harmonious singing.



## BATTLE

This option allows you to challenge some friends offline. You can either play in League or Head to Head mode.

**League:** This option allows you to participate in a 2-8 player competitive multiplayer tournament. Choose the number of players and then select number of rounds (1-7) and song length (Full or Short). Again, set up your User Profiles, Characters, Venues, and Songs. After your Song Selection, you will be taken to the Game Setup. In the League option, each player picks their difficulty level before they sing.

In League mode, each player takes turns singing with the same microphone. They are then ranked on a leaderboard between rounds and after the completion of the tournament.

**Head to Head:** In Head to Head, you’re directly challenging another player on the same song. With Instant Knock Out turned OFF, players sing alternating Phrases as well as portions of the song, like the chorus, together. The object is to outscore your opponent over the course of the song. You can modify the number of rounds and the song length, just as in other modes. With Instant Knock Out turned ON, both players sing the same melody through the entire song to battle for the best score. In this section of Battle mode, different skill levels can be assigned to each player. Once the song is completed, each score is displayed with the highest-scoring player declared the winner.

## XBOX LIVE®

From here, you can play Xbox LIVE® with up to 8 players or download new songs to sing.

**American Idol® Tournament:** In this mode, you are competing against other players with judging. You can join a Quick Match, search for a Custom Match, or Create Match. The Quick Match option will scan rooms and automatically join any online game. The Custom Match narrows the search by scanning rooms based on number of rounds and virtual opponents. You can refresh the scanning with Ⓨ. Want to host your own game? Select Create Match to customize all of the Xbox LIVE® options. You will see a game lobby listing all the gamers who are playing in your tournament. You can always invite more by pressing Ⓧ. Don’t forget, when you’re prepared to start, choose READY with Ⓨ. Once the host starts the round, the other players will have a limited amount of time to choose their song and start singing. As you play through your song, you will see the status of the players in the competition. After everyone has completed singing, they will meet in the Backstage lobby and the host will begin the next round of the tournament.

**Arcade League:** This mode allows you to compete in a tournament based on singing scores. Just as in the tournament, you can challenge other players in Quick Match, Custom Match, or Create Match mode.

**Xbox LIVE® Head to Head:** Choose this mode if you want to challenge just one other player in a competitive Duet. Again, you can challenge via Quick Match, Custom Match, or Create Match. In Head to Head, you can also enable or disable Instant Knock Out mode. During gameplay, you will see the Phrase ratings, score, and Phrase Meter changes for your opponent on the opposite side of the screen.

**Set Up Xbox LIVE® Character:** Select this to customize your character's appearance on the Wardrobe screen.

**Download Songs:** Enter the Karaoke Revolution® song store and add tracks to your music library!

## OPTIONS

Go to this screen to modify Wardrobe, Sound Setup, Microphone Setup, and Gameplay Options. Most of these options are available in regular gaming mode, but if you'd like to set them up outside of gameplay, here's your chance.

**Wardrobe** Lets you choose a character and modify his/her appearance. As you play the game, new clothing pieces and characters will become available.




**Sound Setup** Allows you to adjust the volume for Song Music (background music track), Effects (sound effects), Song Vocals (lead vocal track), and Player Voice (microphone output).

**Microphone Setup** Increase or decrease the sensitivity of your mic.

**Gameplay Options** You can only modify these options from this stage. Here, you can make the game more difficult by hiding the Lyrics and Music Staff. You can also enable or disable the Xbox LIVE® Vision camera which displays the camera feed on screens in game venues.

# EXTRAS

## UNLOCK PROGRESS

In this area, you can take a look at what you've earned so far and what you have left to acquire. Each item will state the requirements needed to unlock each song, video, or character. These are unlocked by reaching high point totals, completing contests, or earning various types of records. Reference this section often to keep track of these unlockable goodies.

## VIDEOS

Watch your unlocked videos. To exit out of them early, hit Ⓐ or Ⓑ.

## STATISTICS

This section shows different stats, including performance counts and songs attempted.

## HIGH SCORES

In this section, you can view all of your high scores. You can see Solo and Duet scores, Full and Short scores, and, from there, scores based on difficulty level.

## CREDITS

Review a list of people who contributed lots of time, effort, and hard work (not to mention some really great singing) to bring you **Karaoke Revolution® Presents: American Idol® Encore**.

## LEADERBOARDS

This section will show all of your online rankings. Each section shows gamertags and their scores. From there, you can change the filter to display your friends or overall rankings. Here are the various sections displayed on the leaderboards:

Total Points Overall
Core Song Total (arranged by difficulty)
All Song Total (arranged by difficulty)
Online Head to Head Overall
Online Tournament Wins Overall
Online Arcade League Wins Overall

## ACHIEVEMENTS

In this section, you can see various achievements earned throughout your **Karaoke Revolution® Presents: American Idol® Encore** career.



# CREDITS

## KARAOKE REVOLUTION® PRESENTS: AMERICAN IDOL® ENCORE

### KONAMI DIGITAL ENTERTAINMENT, INC.

**Chairman & CEO**
Kazumi Kitaue

**Executive Vice President**
Shinji Hirano

**V.P. of Production**
Brian Christian

**Lead Producer**
Douglas Rappaport

**Associate Producer**
Keith Matejka

**Additional Production**
Niais Taylor

**QA Lead**
Michael Greening

**QA Project Lead**
Carl Chen

**QA Master Compliance Lead**
Paul Diaz

**QA Master Compliance Testers**
Cory Max Bernhardt
Gregory S. Lee

**V.P. of Licensing and Business Development**
Careen Yapp

**Associate Director of Music Licensing**
Michael Rajna

**Licensing Coordinator**
Chris Lucero

**V.P. of Compliance**
Mari Tasaki

**Contract Administrator**
Kevin Reilly

**V.P. of Marketing**
Anthony Crouts

**Director of Marketing**
Rozita Tolouey

**Senior Product Manager**
Lauren Faccidomo

**Associate Product Manager**
Mondona Akhavan

**V.P. of Operations**
Todd Koniares

**Director of Production Planning**
Erik Biondo

**Production Planning Assistant**
Hank Cho

**IT Director**
Tony Rodriguez

**IT Manager**
Sidney Oshiro

**Sr. Accounting Manager**
Yoriko Hasegawa

**Royalty Manager**
Yuki Furukawa

**Executive Coordinator**
Donna Weakley

### VOICE ACTING

**Simon Cowell**
as himself

**Paula Abdul**
as herself

**Randy Jackson**
as himself

**Host**
Johnny Jay

**Casting Director**
Dawn Hershey, C.S.A.

**Voice Directors**
Douglas Rappaport (Los Angeles)
Eric Stuart (New York)
Martin Sims (London)

**Dialogue Editors**
J. David Atherton
James Stacy

**Recording Engineers**
J. David Atherton
Harrison Deutsch

**Production Assistants**
Wes Gleason
Jeffrey Parker

### DEVELOPED BY BLITZ GAMES LTD.

Founded by the Oliver Twins

### CORE TEAM

Team Voodoo

**Project Director**
Mark Hardisty

**Assistant Project Manager**
Vicky Page

**Technical Manager**
Martyn Ash

**Lead Programmer**
Chris Fry

**Programmers**
Chris Allen, Chris Bell, Edward Catchpole, Robert Grant, Alastair Graham, Matthew Hayward, Pawel Pieciak, Richard Maudsley, Simon O'Dwyer, Florian Raoult, Matthew Waddilove, Andrew Wallen

**Art Manager**
Scott Davidson

**Assistant Art Manager**
Emma Morle

**Artists**
Shakeel Ali, Annika Bernhoff, Malcolm Burke, Matthew Chinn, Kris Hammes, Brian Hartley, Chris Hudson, Katharina Juraschek, Daniel Kershaw, Sebastian Livall, Soo-Ling Lyle, Nadine Manuel, Michal Musial, Matthew Norledge, Mike Procter, Mike Tse, Wai-Hung Wan, David Webb

**Lead Animator**
Jason Tassell

**Assistant Lead Animator**
Oliver Clarke

**Animators**
Jonathan Shaw, Matthew Tempest, Illtyd Turnbull, Gerald Udogaranya, Richard Vaucher

**Design Manager**
Jonathan Evans

**Assistant Design Manager**
James Parker

**Designers**
Adam Breeden, Andrew Fletcher, Mark Witts

**Lead Audio Designer**
Matthew Black

**Audio Designers**
Simon Barford, Richard Blackley, Edward Hargrave

**Blitz Quality Assurance Manager**
Joe Lenton

**Blitz Quality Assurance Lead**
Nick Scurr

**Tech Team Support**
Richard Hackett, John Whigham, Tom Gaulton, Lyndon Homewood, Aaron Allport, Mathew Bailey, Andrew Ball, Ian Bird, Daniel Bradburn, James Fingleton, Alistair Hale, Ashley Hogg, Phil Palmer, Andy Slater, Eddie Symons, Steve Thomson

**Additional Support**
Simon Bennet-Hayes, Alex Bowden, Chris Brooker, Chris Cambridge, Mike Chapman, Stuart Duffield, Duncan Fewkes, Ross Gowing, Chris Hamilton, Auburn Hodgson, Paul Jennings, Joe Lenton, Nick Miles, Duncan Nimmo, Paolo Parrucci, Ian Pestridge, Karen Pinchin, David Price, Lee Roberts, Nick Rodgers, Mark Smith, Alex Webster, Peter Whiting

**Special Thanks**
James A Parker, Jude Selvanayagam, Mike Bithell, Ben Blethyn, Steve Bruce, Nick Dixon, Jonathan Harrison, Alison Rackham, Darren Watford, Owen Williams, Eileen Baker, Caroline Blankley, Jackie Pinnock, Peter Smithies, Christine Spinks, Caroline Thornicroft, Clare Willington, Caroline Cheshire, Geraldine Randle, Anna Stone, Carla Stringer, Chris Gordon, Natalie Griffith, Helen Pollock

**External Thanks**
Hassan Abdallah, Oliver Bermejo, Gilbert Chong, Ian Clayton, Emma Denson, Tim Doubleday, Andy Gough, Harvey Greensall, Stephen Huckle, Kenny Lai, Ying Jie Lim, Brian Mitchell, Simon Morrell, Mick Morris, Matt Nagy, Simon Neville, Matt Rank, Michael See, Mark Soon, James Tan, Jee Hean Tan, James Witt, Jacqui Wright

**Special Thanks**
Philip Oliver, CEO/Managing Director
Andrew Oliver, CTO/Development Director
Richard Smithies, CFO/Finance Director

***"Passionate about Games"***

## BABEL MEDIA

**Project Manager**
Adam Berckmans

**Quality Assurance Manager**
Simon Lawrence

**Quality Assurance Coordinator**
Stephen Alexander

**Functionality Testers**
Tom Cole
James Jones
Toby Byrne
Kevin Hasnath
Mark Hanlon
Toby Na Nakhorn
Thomas Holme
Sean Wiltshire
Matthew Hurry

Karaoke Revolution USB Microphone manufactured by Logitech. Lip sync data created with Face-FX™ from OC3 Entertainment, Inc. Motion capture data captured at House of Moves. Judge facial scans captured at Gentle Giant Studios Inc.

**Special Thanks**
Everyone at Konami, Blitz Games, Bemani Production, Nathan Bosia, Daniel Castillo, Clara Gilbert, Kevin Keating, Ophir Lupu, Sara Malek, Jonathan Rivera, Harry Shum Jr. and Fred Swan.

Special thanks to everyone at FremantleMedia Licensing Worldwide for their contribution to this game, including Olivier Gers, Keith Hindle, David Luner, James Ngo, Jason Turner, Nora Wong, Wendy Myo-Tsang, Toby Prosser, Rebecca Morris and Filiz Osman.

Extra special thanks to Simon Cowell, Paula Abdul and Randy Jackson for being themselves!

## SOMATONE INTERACTIVE AUDIO

**Music/Vocals Produced by Somatone Interactive Audio (Emeryville, CA; Santa Monica, CA)**

**Lead Music Producer and Mixer**
Nick Thomas

**Additional Mixes**
Matt Boudreau, Damien Rasmussen, Wolf Wein, Thor Laewe

**Mastering Engineer**
Michael Romanowski

**Additional Production Services**
Kane Minkus, Matt Boudreau, Claythoven Richardson

**Vocalists**
Analise D'Ambrosio, Alysha Antonino, Kid Beyond, Doug Boyd, Brad Brooks, Pollyanna Bush, Bob Byers, Theo Cedar, Loralee Christensen, Chris Clouse, Eric Freeman, Katie Fernandez, Eoin Harrington, Tim Galida, Sakai Griffith, Sandy Griffith, Skyler Jett, Raz Kennedy, Tony Lindsay, Brooks Lundy, Eric Martin, Martin Reynolds, Brett Pels, Claythoven Richardson, Jeanie Tracy, Leah Tysse, Keith Varon, Austin Willacy

**Vocal Producer**
Raz Kennedy

**Guitar**
Mike Papenburg, Steve Kirk, Erik Schramm

**Pedal Steel**
David Phillips

**Bass**
Duane Ramos, Jon Evans

**Drums, Percussion**
Kelvin Underwood, Rick Munoz, Kirk Minkus

**Keyboards, Piano, Organ**
Adam Gubman, Jeff Kurtenacker

**Trumpet**
Mic Gilette, Marvin McFadden, Dave Scott

**Trombone**
Mic Gilette

**Sax**
Johnnie Bamont

**Vocal Production**
Raz Kennedy

**Horn/String Arrangements**
Jeff Kurtenacker, Adam Gubman

**Engineers**
Matt Boudreau, Damien Rasmussen, Nick Thomas, Tim Galida, Raz Kennedy, Kevin Weber



**Assistant Engineers**
Tim Galida, Marianthe Bezzerides

**Sound Design**
Kane Minkus, Jeff Kurtenacker, Harry Billings, Tim Galida

**Programmers**
Adam Gubman, Kane Minkus, Jeff Kurtenacker

## MUSIC CREDITS

**BLACK HOLE SUN**
Words and music by Chris Cornell
© You Make Me Sick I Make Music o/b/o itself and Susan Silver

**BLACK VELVET**
By Christopher Ward
Courtesy of Ole
ZOMBA ENTERPRISES INC. O/B/O ITSELF and BLUEBEAR WALTZES

**BOHEMIAN RHAPSODY**
By Freddie Mercury
Published by GLENWOOD MUSIC CORP. (ASCAP)
All Rights Reserved. Used by Permission.

**CLOSE MY EYES FOREVER**
By Lita Ford and Ozzy Osbourne
Published by EMI APRIL MUSIC INC. (ASCAP) and EMI VIRGIN MUSIC INC. (ASCAP)
All Rights Reserved. Used by Permission.

**COME SAIL AWAY**
Writer(s): Dennis De Young
Publisher(s): ALMO MUSIC CORP. on behalf of itself and STYGIAN SONGS

**COPACABANA**
Written by Feldman, Manilow, Sussman
CAREERS-BMG MUSIC PUBLISHING, INC. (BMI)/ Appoggiatura Music Inc./Camp Songs Music

**GLAMOROUS**
Composer(s): Will Adams, Stacy Ferguson, Christopher Bridges, Jamel Jones, Elvis Williams Jr.
Publisher(s): *Cherry River Music Co. (BMI)
*Will.I.Am Music Inc. (BMI)
*Worldwide rights administered by Cherry River Music Co. (BMI)
Published by EMI APRIL MUSIC INC. (ASCAP), Headphone Junkie Publishing, Universal Music Corp., Ludacris Universal Publishing, Showdy Pimp Music, EMI BLACKWOOD MUSIC INC. (BMI), Elvis Lee Music
All Rights Reserved. Used by Permission.
Publisher(s): Universal Music Corp. on behalf of itself, Ludacris Universal Publ., and Showdy Pimp Music

**HEART OF GLASS**
Written by Deborah Harry and Chris Stein
© 1978 Chrysalis Music on behalf of itself and Monster Island Music Publishing Corp. (ASCAP)
All Rights Reserved. Used by Permission.

**HEMORRHAGE (IN MY HANDS)**
Writer(s): Carl Bell
Publisher(s): PENER PIG PUBLISHING. All rights in the United States and Canada. Administered by UNIVERSAL - SONGS OF POLYGRAM INT., INC.

**HOLIDAY**
Licensed courtesy of House of Fun Music, Inc.

**HOW TO SAVE A LIFE**
By Joseph King and Isaac Slade
Published by EMI APRIL MUSIC INC. (ASCAP)
All Rights Reserved. Used by Permission.

**(I CAN'T GET NO) SATISFACTION**
Written by Mick Jagger, Keith Richards
Published by ABKCO Music, Inc.
www.abkco.com

**I DON'T WANT TO MISS A THING**
Written by Diane Warren
© 1998 Realsongs (ASCAP)
All Rights Reserved. Used by Permission.

**(I JUST) DIED IN YOUR ARMS**
© 1986 Sony/ATV Music Publishing UK Ltd.
All rights administered by Sony/ATV Music Publishing, 8 Music Square West, Nashville, TN 37203.
All Rights Reserved. Used by Permission.

**IN THE AIR TONIGHT**
By Phil Collins
Published by EMI APRIL MUSIC INC. (ASCAP)
All Rights Reserved. Used by Permission.

**IRREPLACEABLE**
By Beyonce Knowles, Tor Erik Hermansen, Shaffer Smith, Mikkel Eriksen, Espen Lind and Amund Bjorkland
Published by EMI APRIL MUSIC INC. (ASCAP) and EMI BLACKWOOD MUSIC INC. (BMI)
ZOMBA SONGS O/B/O ITSELF and SUPER SAYIN PUBLISHING.
© 2006 Sony/ATV Music Publishing UK Ltd., Windswept Music
All rights on behalf of Sony/ATV Music Publishing UK Ltd. Administered by Sony/ATV Music Publishing, 8 Music Square West, Nashville, TN 37203.
All Rights Reserved. Used by Permission.

**IT ENDS TONIGHT**
Written by Ritter, Wheeler
BMG SONGS, INC. (ASCAP)/Smells Like Phys Ed Music Inc.

**IT'S STILL ROCK & ROLL TO ME**
By Billy Joel
Published by EMI APRIL MUSIC INC. (ASCAP)
All Rights Reserved. Used by Permission.

**KNOCKIN' ON HEAVEN'S DOOR**
Written by Bob Dylan.
Copyright © 1973 Ram's Horn Music.

**LIPS OF AN ANGEL**
By Austin Winkler, Ross Hanson, Lloyd Garvey, Mark King, Michael Rodden and Brian Howes
Published by EMI BLACKWOOD MUSIC INC. (BMI)
All Rights Reserved. Used by Permission.

**MIDNIGHT TRAIN TO GEORGIA**
Writer(s): James Weatherly
Publisher(s): UNIVERSAL - POLYGRAM INT. PUBL., INC.

**MORE THAN A FEELING**
by Tom Scholz
Published by Pure Songs (ASCAP)
Administered by Next Decade Entertainment, Inc.
All Rights Reserved. Used by Permission.

**MY CHERIE AMOUR**
By Stevie Wonder, Sylvia Moy and Henry Cosby
Published by JOBETE MUSIC CO., INC. (ASCAP), STONE AGATE MUSIC (a Division of JOBETE MUSIC CO., INC.) (BMI) and BLACK BULL MUSIC (ASCAP)
All Rights Reserved. Used by Permission.

**MY HEART WILL GO ON**
(James Horner/Will Jennings)

**OVER THE RAINBOW**
By E.Y. Harburg and Harold Arlen
Published by EMI FEIST CATALOG INC. (ASCAP)
All Rights Reserved. Used by Permission.

**PUT YOUR RECORDS ON**
Written by Corinne Bailey Rae, John Beck, Steven Chrisanthou
Used by permission of Shapiro, Bernstein & Co., Inc. o/b/o Good Groove Songs Ltd.
GLOBAL TALENT PUBLISHING (PRS).
ALL RIGHTS ON BEHALF OF GLOBAL TALENT PUBLISHING ADMINISTERED BY SONGS OF WINDSWEPT PACIFIC (BMI)

**RIO**
Words & Music by Le Bon / Taylor / Taylor / Taylor / Bates
© 1982, Gloucester Place Music Ltd./EMI Music Publishing Ltd.

**SEPTEMBER**
By Maurice White, Al McKay and Allee Willis
Published by EMI APRIL MUSIC INC. (ASCAP) and EMI BLACKWOOD MUSIC INC. (BMI)
All Rights Reserved. Used by Permission.

**SISTER CHRISTIAN**
(Written by Kelly Keagy)
© 1983 Kid Bird (BMI)

**SWEET DREAMS (ARE MADE OF THIS)**
Written by Dave Stewart, Annie Lennox
BMG SONGS, INC. (ASCAP)

**TAINTED LOVE**
(Edward Cobb)
© 1976 Embassy Music Corporation (BMI)
International Copyright Secured. All Rights Reserved.

**THESE WORDS**
By Stephen Kipner, Andrew Frampton, Natasha Bedingfield and Wayne Wilkins
Published by EMI APRIL MUSIC INC. (ASCAP) and EMI BLACKWOOD MUSIC INC. (BMI)
All Rights Reserved. Used by Permission.

**TIME OF THE SEASON**
Written by Rod Argent
© 1967 Mainstay Music, Inc. (BMI)
All Rights Reserved. Used by Permission.

**TINY DANCER**
Writer(s): Elton John; Bernie Taupin
Publisher(s): DICK JAMES MUSIC LTD. All rights in the United States and Canada. Administered by UNIVERSAL - SONGS OF POLYGRAM INT., INC.

**TOO LITTLE TOO LATE**
Written by Ruth-Anne Cunningham, Joshua Berman and Billy Steinberg
Used by permission of Shapiro, Bernstein & Co., Inc.

**UNFAITHFUL**
By Tor Erik Hermansen, Mikkel Eriksen and Shaffer Smith
Published by EMI APRIL MUSIC INC. (ASCAP)
© 2006 Sony/ATV Music Publishing UK Ltd., EMI Music Publishing, ZOMBA SONGS O/B/O ITSELF and SUPER SAYIN PUBLISHING
All rights on behalf of Sony/ATV Music Publishing UK Ltd. Administered by Sony/ATV Music Publishing, 8 Music Square West, Nashville, TN 37203.
All Rights Reserved. Used by Permission.

**WALKING ON SUNSHINE**
By Kimberley Rew
Published by SCREEN GEMS-EMI MUSIC INC. (BMI)
All Rights Reserved. Used by Permission.

**WHAT IS LOVE?**
Written by Dee Dee Halligan and Junior Torello
© 2004 HANSEATIC MUSIKVERLAG GMBH & CO KG (GEMA)
ALL RIGHTS ADMINISTERED BY WB MUSIC CORP.
ALL RIGHTS RESERVED.

**YOU CAN'T HURRY LOVE**
By Edward Holland, Jr., Brian Holland and Lamont Dozier
Published by STONE AGATE MUSIC (a Division of JOBETE MUSIC CO., INC.) (BMI)
All Rights Reserved. Used by Permission.

**YOU'RE BEAUTIFUL**
By James Blunt, Sasha Scarbeck and Amanda Ghost
Published by EMI BLACKWOOD MUSIC INC. (BMI)
All Rights Reserved. Used by Permission.
Publisher(s): UNIVERSAL - SONGS OF POLYGRAM INT., INC. on behalf of UNIVERSAL MUSIC PUBL. LTD.



# NOTES

# NOTES