XBOX 360

KINECT™

Rapala® for KINECT™

ACTIVISION®

WARNING Before playing this game, read the Xbox 360® console instructions, KINECT sensor manual, and any other peripheral manuals for important safety and health information. Keep all manuals for future reference. For replacement hardware manuals, go to **www.xbox.com/support** or call Xbox Customer Support.

For additional safety information, see the inside back cover.

Important Health Warning About Playing Video Games

Photosensitive seizures

A very small percentage of people may experience a seizure when exposed to certain visual images, including flashing lights or patterns that may appear in video games. Even people who have no history of seizures or epilepsy may have an undiagnosed condition that can cause these "photosensitive epileptic seizures" while watching video games.

These seizures may have a variety of symptoms, including lightheadedness, altered vision, eye or face twitching, jerking or shaking of arms or legs, disorientation, confusion, or momentary loss of awareness. Seizures may also cause loss of consciousness or convulsions that can lead to injury from falling down or striking nearby objects.

Immediately stop playing and consult a doctor if you experience any of these symptoms. Parents should watch for or ask their children about the above symptoms—children and teenagers are more likely than adults to experience these seizures. The risk of photosensitive epileptic seizures may be reduced by taking the following precautions: Sit farther from the screen; use a smaller screen; play in a well-lit room; do not play when you are drowsy or fatigued.

If you or any of your relatives have a history of seizures or epilepsy, consult a doctor before playing.

TABLE OF CONTENTS

STARTING A GAME
Setting Up Your Play Space 1
Getting Into the Game 2
Xbox LIVE 2
How to Get Help with KINECT 2
Main Game Modes 3
Ways to Fish and Play 3
User Menu 3

CONTROLS
On-Screen Gesture Guide 4
Standard Fishing Controls 4
Standard Boating Controls 6

GAMEPLAY & HUD
Fishing HUD 6
Fishing Lures 7
Boating HUD 7
Boat Race Items 7

EXTRAS
Unlocks 7
Leaderboards 7
View Photos 7

Playing Kinect Safely 9
Customer Support 10

STARTING A GAME

Setting Up Your Play Space

To activate the Kinect™ Guide, hold your left arm out to your lower left. In the middle of gameplay, select Kinect Guide on the Pause Menu.

Tips for setting up your play space and playing Kinect:

- Put the Xbox 360® Kinect Sensor in a place where it can see you clearly.
- Face the sensor and don't stand too close or too far away.
- Stand on the floor. As fun as Rapala® for Kinect™ is to play, it is not recommended that you stand on top of the furniture!
- Direct sunlight may interfere with the sensor.
- Wear body-fitting clothes. Floppy clothes may cause the Kinect to misread your movements.
- To fish with one angler at a time, start out by standing at least 7 feet away from the sensor. The best distance for two anglers is 9 feet.

Kinect Tuner:

If you think the sensor is having trouble seeing you, select Kinect Tuner from the Start Screen or Main Menu using your Xbox 360 Controller. The tuner will walk you through some tests to make sure the sensor can see you. You can also press the Xbox® Guide button on your Xbox 360 Controller and then select Kinect Tuner.

IMPORTANT! Rapala® for Kinect™ is Kinect exclusive and cannot be played with the Xbox 360 Controller.

Getting into the Game

Ready to hit the water and fish? Here's how:

1. Choose to play either Arcade mode or Boat Race mode.

2. Choose to play as a single player or in multiplayer.

3. Choose an area and start fishing and boating!

4. In multiplayer, for players 2-4, select a pre-set angler or sign into an existing Gamer Profile to fish with an Xbox LIVE® Avatar.

Xbox LIVE

Xbox LIVE® is the online game and entertainment service for Xbox 360®. Just connect your console to your broadband Internet service and join for free. You can get free game demos and instant access to HD movies (sold separately)—with KINECT, you can control HD movies with the wave of a hand. Upgrade to an Xbox LIVE Gold Membership to play games online with friends around the world and more. Xbox LIVE is your connection to more games, entertainment, and fun. Go to **www.xbox.com/live** to learn more.

Connecting

Before you can use Xbox LIVE, connect your Xbox 360 console to a highspeed Internet connection and sign up to become an Xbox LIVE member. For more information about connecting, and to determine whether Xbox LIVE is available in your region, go to **www.xbox.com/live/countries.**

Family Settings

These easy and flexible tools enable parents and caregivers to decide which games young game players can access based on the content rating. Parents can restrict access to mature-rated content. Approve who and how your family interacts with others online with the Xbox LIVE service, and set time limits on how long they can play. For more information, go to **www.xbox.com/familysettings**.

How to Get Help with KINECT

Learn More on Xbox.com

To find more information about KINECT, including tutorials, go to **www.xbox.com/support**.

Main Game Modes

Arcade Mode



Fish against other anglers in this action-packed fishing tournament. To advance in the fishing stages you must get:

- At least 3rd place to pass stage 1
- At least 2nd place to pass stages 2 and 3
- 1st place to pass stage 4

If you fail, you must use a game continue to keep playing. Each game starts with 2 game continues.

Boat Race Mode

Race against other boaters in any area that you have unlocked in Arcade mode.

Ways to Fish and Play

Single-Player

Play solo in Arcade mode or Boat Race mode. Fish and race against the other game-controlled anglers. Only scores gained in single-player can be posted to the Leaderboards.

Multiplayer

Choose Multiplayer in either Arcade mode or Boat Race mode to compete against your friends. To fish against each other head-to-head, select two players. In free-for-all tournaments, three to four players compete against each other in pairs. Multiplayer scores are not posted to the Leaderboards.

Aquarium

Here is where you can view your recent catches. Follow the on-screen Gesture Guide to call your fish close or to scare them away!

Fish Face Creator

Hiding in each area is a special Boss Fish. These are the toughest fish to catch in the whole game. If you're able to land one of these lunkers, it'll be saved into the Aquarium. After you have caught one, try putting your face on to it. Just select Fish Face Creator from the Main Menu and follow the instructions. Once you've put your face on a Boss Fish, go into the Aquarium (in the Main Menu) to look at your creation!

User Menu

In the Main Menu, Select User Menu to access the following functions:

Fish Gallery	View Photos	Sound Settings
View Lures	Leaderboards	Credits

CONTROLS

On-Screen Gesture Guide

Keep your eye on this helpful Rapala angler. He'll show you how to move and catch your fish!

Standard Fishing Controls

Tackle Box

Before you cast, lift your right arm up and swipe it across your body to open your Tackle Box to switch lures. The species of fish each lure attracts is displayed when you highlight a lure.

Casting

Hold your left arm up and in front of your body and then point to where you want to cast. You can move the casting target across the water.

With your left arm out, swing your right arm forward just like an over-hand cast and let your lure fly!



Lure Action

Hold both hands in front of your body just like holding a fishing rod. Keep your hands close and move them in the direction indicated by the on-screen Gesture Guide.



Setting the Hook

When a fish bites your lure, move your arms in the direction shown on the Gesture Guide. Remember to keep your arms up like you are holding a fishing rod.

Fish Battle

Move your arms in the direction indicated by the on-screen arrows. Try to string pulls together to increase your score multiplier!



Fish Frenzy

After a string of pulls in the fish battle, your fish will go into a frenzy and try to get away. Select the Easy, Hard or Skip arrows to stop its escape. Then...watch out!

Reeling Action

If you beat the Fish Frenzy, perform Reeling Action to quickly tire out the fish. Move your arms like you are pedaling a bicycle.

Landing the Fish

Some fish take a little extra effort to land and to pull them up into the boat. Watch for the Gesture Guide!

Standard Boating Controls

Steering

Simply turn your boat's wheel to steer. To turn sharply, lean your torso into the turn. The game handles braking and accelerating automatically.

Boosts

Pull both your arms back towards your body and then push them forward to activate a Boost. You start with one Boost at the beginning of each race.

GAMEPLAY & HUD

Fishing HUD

Above Water

1. Timer: Displays how much time is left in the current fishing stage
2. Score: Displays your fishing stage score
3. Lives: Displays the number of lives you have
4. Casting Target: Shows where your cast will land
5. Gesture Guide: A helpful angler who shows what moves to perform

Below Water

1. Line Strength: When this gauge is empty, the fish will get away
2. Fish Strength: Empty this gauge to tire out the fish and bring it in
3. Pull Arrow: Shows what direction to move your arms (a.k.a. your fishing rod)

Fishing Lures

Rapala for Kinect is all about fishing lures! Each lure in the game attracts different species of fish. Experiment with each to see what works best. Your Tackle Box will also show what species each lure attracts in your current fishing stage. You might also notice that each lure has a personality of its own, and even a voice! Listen to each lure's “Gibber-fish” for clues on how well you are attracting fish.

Boating HUD

1. Score: Displays your total score
2. Boosts: Shows how many Boost you have left (you start each race with one Boost)

Boat Race Items

Fishing Stage Bonuses

Pro Rod: Fish swim closer

GPS: Increase the chances of catching an S-ranked fish

Tough Line: Doubles your line strength

Strong Hook: Doubles your attack power during a fish battle

Sports Drink: Adds one game continue

Sonar: Increases your chances of a perfect cast

Boat Race Stage Bonuses

Boost: Accelerates your boat for a short time

Coin: Adds to your score

EXTRAS

Unlocks

From the Main Menu, select Unlocks to see the list of things you've accumulated in Arcade mode. These include new and rare lures, Boss Fish and new fishing areas.

Leaderboards

From the Main Menu, select User Menu to see the different Leaderboards and where you rank in different areas from Arcade mode.

View Photos

From the Main Menu, select User Menu and then View Photos to see pictures of your best catches.

SOFTWARE LICENSE AGREEMENT

IMPORTANT - READ CAREFULLY: USE OF THIS PROGRAM IS SUBJECT TO THE SOFTWARE LICENSE TERMS SET FORTH BELOW. "PROGRAM" INCLUDES THE SOFTWARE INCLUDED WITH THIS AGREEMENT, THE ASSOCIATED MEDIA, ANY PRINTED MATERIALS, AND ANY ON-LINE OR ELECTRONIC DOCUMENTATION, AND ANY AND ALL COPIES AND DERIVATIVE WORKS OF SUCH SOFTWARE AND MATERIALS. BY OPENING THIS PACKAGE, AND/OR USING THE PROGRAM, YOU ACCEPT THE TERMS OF THIS LICENSE WITH ACTIVISION PUBLISHING, INC. ("ACTIVISION").

LIMITED USE LICENSE. Activision grants you the non-exclusive, non-transferable, limited right and license to use one copy of this Program solely and exclusively for your personal use. All rights not specifically granted under this Agreement are reserved by Activision. This Program is licensed, not sold. Your license confers no title or ownership in this Program and should not be construed as a sale of any rights in this Program.

OWNERSHIP. All title, ownership rights and intellectual property rights in and to this Program and any and all copies thereof (including but not limited to any titles, computer code, themes, objects, characters, character names, stories, dialog, catch phrases, locations, concepts, artwork, animation, sounds, musical compositions, audio-visual effects, methods of operation, moral rights, and any related documentation, incorporated into this Program) are owned by Activision or its licensors.

This Program is protected by the copyright laws of the United States, international copyright treaties and conventions and other laws. This Program contains certain licensed materials and Activision's licensors may protect their rights in the event of any violation of this Agreement.

YOU SHALL NOT:

- Exploit this Program or any of its parts commercially, including but not limited to use at a cyber cafe, computer gaming center or any other location-based site. Activision may offer a separate Site License Agreement to permit you to make this Program available for commercial use; see the contact information below.
- Sell, rent, lease, license, distribute or otherwise transfer this Program, or any copies of this Program, without the express prior written consent of Activision.
- Reverse engineer, derive source code, modify, decompile, disassemble, or create derivative works of this Program, in whole or in part.
- Remove, disable or circumvent any proprietary notices or labels contained on or within the Program.
- Hack or modify (or attempt to modify or hack) the Program, or create, develop, modify, distribute or use any software programs, in order to gain (or allow others to gain) advantage of this Program in any on-line multiplayer game settings including but not limited to local area network or any other network play or on the internet.
- Export or re-export this Program or any copy or adaptation in violation of any applicable laws or regulations.

LIMITED SOFTWARE WARRANTY. Activision warrants to the original consumer purchaser of this Program that the recording medium on which the Program is recorded will be free from defects in material and workmanship for 90 days from the date of purchase. If the purchaser finds the recorded medium of the Program defective within 90 days of original purchase, Activision agrees to replace, free of charge, such recorded medium of the Program discovered to be defective within such period upon its receipt of the recorded medium of the Program, as long as the Program is still being manufactured by Activision. In the event that the Program is no longer available, Activision retains the right to substitute a similar product of equal or greater value. This warranty is limited to the recording medium of the Program as originally provided by Activision and is not applicable to normal wear and tear. This warranty shall not be applicable and shall be void if the defect has arisen through abuse, mistreatment or neglect. This remedy is the purchaser's sole, exclusive remedy, and is in lieu of all other express warranties. Any implied warranties on this product prescribed by statute, including but not limited to an implied warranty of merchantability or fitness for a particular purpose, are expressly limited in duration to the 90-day period described above. Activision reserves the right to modify this warranty prospectively at any time and from time to time in our sole discretion.

When returning the Program for warranty replacement please send the original product disc or cartridge, as applicable, only in protective packaging and include: (1) a photocopy of your dated sales receipt; (2) your name and return address typed or clearly printed; (3) a brief note describing the defect, the problem(s) you are encountering and the system on which you are running the Program; and (4) if you are returning the Program after the 90-day warranty period, but within one year after the date of purchase, please include check or money order for $20 U.S. currency per disc or cartridge replacement, as applicable.

NOTE: Certified mail is recommended.

For customers in North America: Please contact Activision Customer Support for an RMA by telephone at 1-800-225-6588 or via the web at http://www.activision.com/support.

LIMITATION ON DAMAGES. IN NO EVENT WILL ACTIVISION BE LIABLE FOR SPECIAL, INCIDENTAL OR CONSEQUENTIAL DAMAGES RESULTING FROM POSSESSION, USE OR MALFUNCTION OF THE PROGRAM, INCLUDING DAMAGES TO PROPERTY, LOSS OF GOODWILL, COMPUTER FAILURE OR MALFUNCTION AND, TO THE EXTENT PERMITTED BY LAW, DAMAGES FOR PERSONAL INJURIES, EVEN IF ACTIVISION HAS BEEN ADVISED OF THE POSSIBILITY OF SUCH DAMAGES. ACTIVISION'S LIABILITY SHALL NOT EXCEED THE ACTUAL PRICE PAID FOR THE LICENSE TO USE THIS PROGRAM. SOME STATES/COUNTRIES DO NOT ALLOW LIMITATIONS ON HOW LONG AN IMPLIED WARRANTY LASTS AND/OR THE EXCLUSION OR LIMITATION OF INCIDENTAL OR CONSEQUENTIAL DAMAGES, SO THE ABOVE LIMITATIONS AND/OR EXCLUSION OR LIMITATION OF LIABILITY MAY NOT APPLY TO YOU. THIS WARRANTY GIVES YOU SPECIFIC LEGAL RIGHTS, AND YOU MAY HAVE OTHER RIGHTS WHICH VARY FROM JURISDICTION TO JURISDICTION.

TERMINATION. Without prejudice to any other rights of Activision, this Agreement will terminate automatically if you fail to comply with its terms and conditions. In such event, you must destroy all copies of this Program and all of its component parts.

U.S. GOVERNMENT RESTRICTED RIGHTS. The Program and documentation have been developed entirely at private expense and are provided as "Commercial Computer Software" or "restricted computer software." Use, duplication or disclosure by the U.S. Government or a U.S. Government subcontractor is subject to the restrictions set forth in subparagraph (c)(1)(ii) of the Rights in Technical Data and Computer Software clauses in DFARS 252.227-7013 or as set forth in subparagraph (c)(1) and (2) of the Commercial Computer Software Restricted Rights clauses at FAR 52.227-19, as applicable. The Contractor/ Manufacturer is Activision Publishing, Inc., 3100 Ocean Park Boulevard, Santa Monica, California 90405.

INJUNCTION. Because Activision would be irreparably damaged if the terms of this Agreement were not specifically enforced, you agree that Activision shall be entitled, without bond, other security or proof of damages, to appropriate equitable remedies with respect to breaches of this Agreement, in addition to such other remedies as Activision may otherwise have under applicable laws.

INDEMNITY. You agree to indemnify, defend and hold Activision, its partners, affiliates, contractors, officers, directors, employees and agents harmless from all damages, losses and expenses arising directly or indirectly from your acts and omissions to act in using the Product pursuant to the terms of this Agreement.

MISCELLANEOUS. This Agreement represents the complete agreement concerning this license between the parties and supersedes all prior agreements and representations between them. It may be amended only by a writing executed by both parties. If any provision of this Agreement is held to be unenforceable for any reason, such provision shall be reformed only to the extent necessary to make it enforceable and the remaining provisions of this Agreement shall not be affected. This Agreement shall be construed under California law as such law is applied to agreements between California residents entered into and to be performed within California, except as governed by federal law and you consent to the exclusive jurisdiction of the state and federal courts in Los Angeles, California.

⚠ Playing KINECT Safely

Make sure you have enough space so you can move freely while playing. Gameplay with KINECT may require varying amounts of movement. Make sure you won't hit, run into, or trip over other players, bystanders, pets, furniture, or other objects when playing. If you stand or move during gameplay, you need good footing.

Before playing: Look in all directions (right, left, forward, backward, down, and up) for things you might hit or trip over. Be sure your play area is far enough away from windows, walls, stairs, etc. Make sure there is nothing you might trip on—for example, toys, furniture, loose rugs, children, pets, etc. If necessary, move objects or people out of the play area. Don't forget to look up—be aware of light fixtures, fans, or other objects overhead when assessing the play area.

While playing: Stay far enough away from the television to avoid contact. Keep enough distance from other players, bystanders, and pets—this distance may vary between games, so take account of how you are playing when determining how far away you need to be. Stay alert for objects or people you might hit or trip on—people or objects can move into the area during gameplay, so you should always be alert to your surroundings.

Make sure you always have good footing while playing. Play on a level floor with enough traction for the game activities, and make sure you have appropriate footwear for gaming (no high heels, flip flops, etc.) or are barefoot if appropriate.

Before allowing children to use KINECT: Determine how each child can use KINECT and whether they should be supervised during these activities. If you allow children to use KINECT without supervision, be sure to explain all relevant safety and health information and instructions. **Make sure children using KINECT play safely** and within their limits, and make sure they understand proper use of the system.

To minimize eyestrain from glare: Position yourself at a comfortable distance from your monitor or television and the KINECT sensor; place your monitor or television and KINECT sensor away from light sources that produce glare, or use window blinds to control light levels; choose soothing natural light that minimizes glare and eyestrain and increases contrast and clarity; and adjust your monitor's or television's brightness and contrast.

Don't overexert yourself. Gameplay with KINECT may require varying amounts of physical activity. Consult a doctor before using KINECT if you have any medical condition or issue that affects your ability to safely perform physical activities or if: You are or may be pregnant; you have heart, respiratory, back, joint, or other orthopedic conditions; you have high blood pressure or difficulty with physical exercise; or you have been instructed to restrict physical activity. Consult your doctor before beginning any exercise routine or fitness regimen that includes KINECT. Do not play under the influence of drugs or alcohol, and make sure your balance and physical abilities are sufficient for any movements while gaming.

Stop and rest if your muscles, joints, or eyes become tired or sore. If you experience excessive fatigue, nausea, shortness of breath, chest tightness, dizziness, discomfort, or pain, STOP USING IMMEDIATELY, and consult a doctor.

See the Healthy Gaming Guide at **www.xbox.com** for more information.

Customer Support

Note: Please do not contact Customer Support for hints/codes/cheats.

Internet: http://www.activision.com/support

Our support section of the web has the most up-to-date information available. We update the support pages daily, so please check here first for solutions. If you cannot find an answer to your issue, you can submit a question/incident to us using the online support form. A response may take anywhere from 24–72 hours depending on the volume of messages we receive and the nature of your problem.

Note: All support is handled in English only.

Phone: (800) 225-6588

Phone support is available from 7:00am to 7:00pm (Pacific Time) every day of the week.

Please see the Limited Warranty contained within our Software License Agreement for warranty replacements. Our support representatives will help you determine if a replacement is necessary. If a replacement is appropriate we will issue an RMA number to process your replacement.

How to Get Help with Kinect

Learn More on Xbox.com
To find more information about KINECT, including tutorials, go to www.xbox.com/support.

For More Fishing Fun Visit

RapalaFishingGames.com

Facebook.com/RapalaFishingGames

Youtube.com/RapalaFishingGames

Twitter.com/RapalaVidGames

activision.com

Activision Publishing, Inc. P.O. Box 67713, Los Angeles, CA 90067

76656226US

© 2011 Activision Publishing, Inc. Activision is a registered trademark of Activision, Inc. All rights reserved. Rapala and the Rapala logo are registered trademarks of Rapala VMC Corporation. The ratings icon is a registered trademark of the Entertainment Software Association. KINECT, Xbox, Xbox 360, Xbox LIVE, and the Xbox logos are trademarks of the Microsoft group of companies and are used under license from Microsoft. All other trademarks and trade names are the properties of their respective owners.