GAME BOY ADVANCE

AGB-BL6E-USA

my little Pony

Crystal Princess

The Runaway RAINBOW™

INSTRUCTION BOOKLET

THQ

PLEASE CAREFULLY READ THE SEPARATE HEALTH AND SAFETY PRECAUTIONS BOOKLET INCLUDED WITH THIS PRODUCT BEFORE USING YOUR NINTENDO® HARDWARE SYSTEM, GAME PAK OR ACCESSORY. THIS BOOKLET CONTAINS IMPORTANT HEALTH AND SAFETY INFORMATION.

IMPORTANT SAFETY INFORMATION: READ THE FOLLOWING WARNINGS BEFORE YOU OR YOUR CHILD PLAY VIDEO GAMES.

⚠ WARNING - Seizures

- Some people (about 1 in 4000) may have seizures or blackouts triggered by light flashes or patterns, such as while watching TV or playing video games, even if they have never had a seizure before.
- Anyone who has had a seizure, loss of awareness, or other symptom linked to an epileptic condition should consult a doctor before playing a video game.
- Parents should watch when their children play video games. Stop playing and consult a doctor if you or your child have any of the following symptoms:

Convulsions	**Eye or muscle twitching**	**Loss of awareness**
Altered vision	**Involuntary movements**	**Disorientation**

- To reduce the likelihood of a seizure when playing video games:
  1. Sit or stand as far from the screen as possible.
  2. Play video games on the smallest available television screen.
  3. Do not play if you are tired or need sleep.
  4. Play in a well-lit room.
  5. Take a 10 to 15 minute break every hour.

⚠WARNING - Repetitive Motion Injuries and Eyestrain

Playing video games can make your muscles, joints, skin or eyes hurt after a few hours. Follow these instructions to avoid problems such as tendinitis, carpal tunnel syndrome, skin irritation or eyestrain:

- Avoid excessive play. It is recommended that parents monitor their children for appropriate play.
- Take a 10 to 15 minute break every hour, even if you don't think you need it.
- If your hands, wrists or arms or eyes become tired or sore while playing, stop and rest them for several hours before playing again.
- If you continue to have sore hands, wrists or arms or eyes during or after play, stop playing and see a doctor.

⚠WARNING - Battery Leakage

Nintendo portable video game systems contain a rechargeable lithium ion battery pack. Leakage of ingredients contained within the battery pack, or the combustion products of the ingredients, can cause personal injury as well as damage to your hardware. If battery leakage occurs, avoid contact with skin. If contact occurs, immediately wash thoroughly with soap and water. If liquid leaking from a battery pack comes into contact with your eyes, immediately flush thoroughly with water and see a doctor.

To avoid battery leakage:

- Do not expose battery to excessive physical shock, vibration, or liquids.
- Do not disassemble, attempt to repair or deform the battery.
- Do not dispose of battery pack in a fire.
- Do not touch the terminals of the battery, or cause a short between the terminals with a metal object.
- Do not peel or damage the battery label.

The official seal is your assurance that this product is licensed or manufactured by Nintendo. Always look for this seal when buying video game systems, accessories, games and related products.

Nintendo does not license the sale or use of products without the Official Nintendo Seal.

THIS GAME PAK WILL WORK ONLY WITH THE GAME BOY® ADVANCE, GAME BOY® MICRO, OR NINTENDO DS™ VIDEO GAME SYSTEMS.

Important Legal Information

Copying of any video game for any Nintendo system is illegal and is strictly prohibited by domestic and international intellectual property laws. "Back-up" or "archival" copies are not authorized and are not necessary to protect your software. Violators will be prosecuted.

This video game is not designed for use with any unauthorized copying device or any unlicensed accessory. Use of any such device will invalidate your Nintendo product warranty. Nintendo (and/or any Nintendo licensee or distributor) is not responsible for any damage or loss caused by the use of any such device. If use of such device causes your game to stop operating, disconnect the device carefully to avoid damage and resume normal game play. If your game ceases to operate and you have no device attached to it, please contact the game publisher's "Technical Support" or "Customer Service" department.

The contents of this notice do not interfere with your statutory rights. This booklet and other printed materials accompanying this game are protected by domestic and international intellectual property laws.

Rev-D (L)

Software © 2006 THQ Inc. HASBRO and its logo, MY LITTLE PONY, and all related characters are trademarks of Hasbro and are used with permission. ©2006 Hasbro. All Rights Reserved. Developed by Webfoot Technologies, Inc. THQ and their respective logos are service marks, trademarks and/or registered trademarks of THQ Inc. All other trademarks, logos and copyrights are property of their respective owners. All Rights Reserved.

LICENSED BY

Nintendo®

NINTENDO, GAME BOY, GAME BOY ADVANCE AND THE OFFICIAL SEAL ARE TRADEMARKS OF NINTENDO.
© 2001 NINTENDO. ALL RIGHTS RESERVED.

Now Available

my little Pony



An ALL-NEW My Little Pony adventure on DVD! *My Little Pony: The Runaway Rainbow* introduces the land of UNICORNIA where your newest friends, RAINBOW DASH and RARITY, go on their biggest adventure yet by making the first rainbow of the season!

Look For It Today!

Hasbro ENTERTAINMENT

HASBRO and its logo, MY LITTLE PONY and all related characters are trademarks of Hasbro and are used with permission.
© 2006 Hasbro. All Rights Reserved. TM, ® & Copyright
© 2006 by Paramount Pictures. All Rights Reserved.

Paramount
A VIACOM COMPANY

It's time for... my little Pony™

Entertainment

Publishing

Food & Beverage

© 2006 Hasbro Inc. All Rights Reserved.

Look for these and other great My Little Pony® products in stores.
For additional information go to www.mylittlepony.com!

Table of Contents

Introduction 2
Controls 4
Getting Started 5
Rarity's Adventure 6
Password 6
Mini Games 7
- Matching Kites 7
- Pinkie Pie Pinball 7
- Breezie Hide `n Seek 7
- Follow the Magic Wand 8
- Connect the Stars 8
- Rainbow Coloring 8
- Sweetberry's Sundaes 8
- Rescue Buddies 9
- Runaway Rollerskates 9
- Race the Stars! 9
- Bubble Fight! 9
- Caterpillar Catch 9
- Rainberry Rain 10
- The Dressing Room 10
- Picture Pizzazz 10

Rarity's Adventure 11
Princess Gallery 13
Credits 14
Limited Warranty 16

Introduction

If it's all about rainbows it must be about RAINBOW DASH. And it is. She loves this time of year when Ponyville and Breezie Blossom are all about celebrating rainbows.

Meanwhile in a new magical place called Unicornia, RARITY THE UNICORN is being taught how to be a Unicorn Princess and the importance of making the first rainbow of the season. But she is quite a little rascal and embarks on an incredible ride that includes a magic wand, falling through the clouds right into the middle of Breezie Blossom, a visit to Ponyville, meeting SPIKE THE DRAGON and a huge adventure (with lots of mishaps) as she tries to get back to Unicornia.

RARITY THE UNICORN soon realizes that getting home in time to create the first rainbow of season is not an easy thing to do --- but it is fun!

Controls

Control Pad	Highlights menu selection, controls your character
A Button	Confirm menu selection, talk with other characters
B Button	Cancel selection, return to previous screen, speed up player character
START	Pauses game
SELECT	Nothing
L Button	Used in Mini Games in various ways
R Button	Used in Mini Games in various ways

Getting Started

1. Turn OFF the power switch on your Nintendo Game Boy® Advance. Never insert or remove a Game Pak when the power is on.
2. Insert the Game Pak of My Little Pony the Runaway Rainbow into the slot on the Game Boy® Advance. To lock the Game Pak in place, press firmly.
3. Turn ON the POWER switch. The legal and logo screens will appear (if you don't see them, begin again at step 1).

When the main menu appears start a new game by making sure the heart cursor is highlighting "New Game" and pressing the A Button to select.

Rarity's Adventure

Selecting Rarity's Adventure from the main menu will allow you explore the fantastic worlds of the Ponies and the Unicorns... you'll play in Unicornia, Breezie Blossom, Ponyville and the Mountains.

Password

At points in the game you will receive a password. Write down this password so you can continue playing the next time you visit Unicornia.



Mini Games

Selecting mini games will take you directly to a menu of 15 super fun games to play with the Unicorns, Ponies and Breezies. Scroll through the choice of games by using the +Control Pad and pressing the A Button to select a game.

Matching Kites

Try to match the items behind the kites. Use the +Control Pad to move the Magic Wand over a kite. Press the A Button to see what is hiding behind the kite.

Pinkie Pie Pinball

Pinkie Pie Pinball! Use the L Button and R Button to control the flippers. Press the A Button to launch the ball to start the game.

Breezie Hide `n Seek

The Breezies are playing hide and seek! Can you find them? Use the +Control Pad to move the Magic Wand over a Breezie as she pops out of a flower. Press the A Button to make her fly away.

Follow the Magic Wand

Can you follow the Magic Wand? When it's your turn, use the +Control Pad to repeat the moves the Magic Wand made.

Connect the Stars

Use the +Control Pad to move the Magic Wand to the bright yellow star. Press the A Button to connect the stars.

Rainbow Coloring

Use the L Button or R Button to select a color. Use the +Control Pad to move Rarity's wand over the spot you want to color. Press the A Button to fill the spot with color.

Sweetberry's Sundaes

Help Sweetberry Make Sundaes! Use the +Control Pad Up and Down to select a flavor. Then press the A Button to move to the next ingredient.

Rescue Buddies

The ponies need your help! Use the +Control Pad to move the vine over a pony. Press the A Button to pick up the pony.

Runaway Rollerskates

Use the +Control Pad to control Rarity.

Race the Stars!

Rarity is racing the shooting star! Press the A Button to speed up the carriage. Use the +Control Pad to steer up and down. Try to beat the star to the finish line. Watch out for the clouds!

Bubble Fight!

Use the +Control Pad to move Rarity up and down.
Press the A Button to shoot bubbles.

Caterpillar Catch

Rarity is playing with the caterpillar! Press the A Button to toss the caterpillar into the air. Use the +Control Pad to move Rarity.

Rainbowberry Rain

Help Rarity catch the rainbowberries in her hat. Use the +Control Pad to move Rarity.

The Dressing Room

Use the +Control Pad Up and Down to select an item. Use the +Control Pad Left and Right to move to the next item. When you're done, press the A Button.

Picture Pizzazz

Let's Draw a Picture!
Use the +Control Pad to move the Magic Wand.
Use the L Button to highlight a color. Use the R Button to highlight a brush.
Press the A Button to draw.

Rarity's Adventure

All of Unicornia is getting ready for the Rainbow Celebration. Rarity has been selected as the Princess for this year's celebration and she is responsible for helping to make the first Rainbows of the season.

Your adventure begins in Unicornia where Rarity is learning to be a Princess and how to make the Rainbow. You can help her learn to use her magic wand, clean the Crystal Carriage with the other Unicorns or play with her little caterpillar friend. But Rarity does not always listen and soon she finds herself lost in a land outside of her home....

Rarity has transported herself to Breezie Blossom and there she meets all sorts of new friends. The Breezies are more than happy to help Rarity find her way home and Rarity is happy to help the Breezies. She hunts for the things they need for the trip and gathers rainbowberries for everyone.

The Breezies think the Ponies might be able to help and so the whole gang sets off for Ponyville. Rarity is worried that unless she can find her way back to the Crystal Dome in Unicornia, the Rainbow for the season might not happen. The Ponies think they can get their friend Spike to help them find Unicornia and take Rarity back home. But they soon discover that Rarity likes to have fun and to eat... she learns to skate, make kites and makes a fabulous ice cream sundae.

The Ponies and Breezies decide that they should take Rarity back home. Their journey starts across the mountains. The trip is full of adventure and discovery... and leads to Rarity finally finding her Unicorn friends... and just in time. Rarity calls the Crystal Carriage to take them back to Unicornia. Will they make it in time to save the Rainbow Celebration and make the first rainbow of the season? You will just have to play Runaway Rainbow and find out for yourself.

Princess Gallery

You can help Rarity collect jewels for her Princess Gallery. As you play through Rarity's Adventure, when you finish a chapter or a level of a mini game, a new jewel will appear in the Princess Gallery. See if you can collect them all!! You can check what jewels you have collected from the main game menu.



Credits

Developed by Webfoot Technologies Inc.

www.webfootgames.com

Programming
David Lannan

Engine and Tools
Jeffrey Lim

Lead Game Scripting, Design, Art
Jim Grant

Level Art
Brian Babendererde
Peter Mohrbacher
Mandi Johnson

Pony Art and Animation
Mandi Paugh

Music, Sound Effects
Yannis Brown

Lead Tester
David Chin

Beta Testers
Dana Pellegrini
Olivia LaPlante
Avery LaPlante
Olivia Lannan
Zoe Lannan

Director Software Engineering
Pascal Pochol

Project Manager
Debra Osborn

Producer, President
Dana Dominiak

THQ QA

Director, Quality Assurance
Monica Vallejo

QA Managers
Mario Waibel
Michael Motoda

Test Supervisor
Lorena Villa

Test Lead
Steven Kitchens

Testers
John Scott
Neil Collora
Jeremy Pryar
Cory Lanusker

Nintendo First Party Supervisor
Adam Affrunti

Nintendo First Party Specialists
Scott Ritchie
Todd Thommes
Georgeina Schaller
Russell Brock

QA Technician
Richard Jones
David Wilson

Mastering Lab Technicians
Glen Peters
Anthony Dunnet
T. Ryan Arnold
Heidi Salguero

Game Evaluation Team
Scott Frazier
Matt Elzie
Eric Weiss

THQ Limited Warranty

Warranty and Service Information

In the unlikely event of a problem with your product (Product), you may only need simple instructions to correct the problem. Please contact the ValuSoft Division of THQ Inc. (THQ) Customer Service Department at (952) 442-7000 or on the web at http://www.valusoft.com or via email at support@valusoft.com before returning the Product to a retailer. Live Customer Service Representatives are available to help you Monday through Friday 9am to 5pm CST or you can use our automated systems by phone or on the web 24 hours a day, 7 days a week. Please do not send any Product to the ValuSoft Division without contacting us first.

Limited Warranty

THQ warrants to the best of THQ's ability to the original consumer purchaser of the Product that the medium on which the Product is recorded shall be free from defects in materials and workmanship for a period of ninety (90) days from the original date of purchase. The Product is sold as is, without express or implied warranty of any kind, and THQ is not responsible for any losses or damages of any kind resulting from use of this Product. If a defect occurs during this ninety (90) day warranty period, THQ will either repair or replace, at THQ's option, the Product free of charge. In the event the product is no longer available, THQ may, in its sole discretion, replace the Product with a Product of comparable value. The original purchaser is entitled to this warranty only if the date of purchase is registered at point of sale or the consumer can demonstrate, to THQ's satisfaction, that the product was purchased within the last ninety (90) days.

To Receive Warranty Service:

Notify the ValuSoft division's Customer Service Department of the problem requiring warranty service by calling (952) 442-7000 or on the web at http://www.valusoft.com or by email at support@valusoft.com. If the ValuSoft technician is unable to solve the problem by phone or on the web via e-mail, he will authorize you to return the Product, at your risk of damage, freight and insurance prepaid by you, together with your dated sales slip or similar proof-of-purchase within the ninety (90) day warranty period to:

ValuSoft a Division of THQ Inc.
Customer Service Department
3650 Chestnut Street
Chaska, MN 55318-3011

THQ is not responsible for unauthorized returns of Product and reserves the right to send such unauthorized returns back to customers. This warranty shall not be applicable and shall be void if: (a) the defect in the Product has arisen through abuse, unreasonable use, mistreatment or neglect; (b) the Product is used with products not sold or licensed by Nintendo or THQ (including but not limited to, non-licensed game enhancement and copier devices, adapters and power supplies); (c) the Product is used for commercial purposes (including rental); (d) the Product is modified or tampered with; (e) the Product's serial number has been altered, defaced or removed.

Repairs after Expiration of Warranty

After the ninety (90) day warranty period, defective Product may be replaced in the United States and Canada for US $20.00. The original purchaser is entitled to the replacement of defective Product for a fee, only if proof of purchase is provided to THQ. Make checks payable to THQ Inc., and return the product along with the original proof of purchase to the address listed above.

THQ Limited Warranty (Cont.)

Warranty Limitations

THE WARRANTY IS IN LIEU OF ALL OTHER WARRANTIES AND REPRESENTATIONS. NO OTHER WARRANTIES OR REPRESENTATIONS OR CLAIMS OF ANY NATURE SHALL BE BINDING ON OR OBLIGATE THQ. ANY APPLICABLE IMPLIED WARRANTIES OR REPRESENTATIONS, INCLUDING WARRANTIES OF MERCHANTABILITY AND FITNESS FOR A PARTICULAR PURPOSE ARE HEREBY LIMITED TO NINETY (90) DAYS FROM THE DATE OF PURCHASE AND ARE SUBJECT TO THE CONDITIONS SET FORTH HEREIN. IN NO EVENT SHALL THQ BE LIABLE FOR CONSEQUENTIAL OR INCIDENTAL DAMAGES RESULTING FROM THE BREACH OF ANY EXPRESS OR IMPLIED WARRANTIES.

The provisions of this warranty are valid in the United States only. Some states, do not allow limitations on how long an implied warranty lasts or exclusion of consequential or incidental damages, so the above limitations and exclusions may not apply to you. This warranty give you specific legal rights, and you may also have other rights, which may vary, from state to state.

Warning

Copying of this Product or any of its contents or elements is illegal and is prohibited by United States and international copyright laws. Back-up or archival copies of this Product or any of its contents or elements are not authorized and are not necessary to protect your Product. United States and international copyright laws also protect this manual and other printed matter accompanying this Product. Violators will be prosecuted.

Notes:

Notes:

It's time for...

my little Pony™

© 2006 Hasbro Inc. All Rights Reserved.

Crystal Rainbow Castle

The Crystal Rainbow Castle comes with lots of fun accessories and "magically" grows from 1 story to 3 stories! Ponies sold separately.

For additional information go to www.mylittlepony.com!

my little Pony

Crystal Princess

The Runaway RAINBOW™

Licensed by:

Hasbro Properties Group

THQ

Webfoot Technologies, Inc.

107989

THQ Inc
29903 Agoura Road
Agoura Hills, CA 91301

EVERYONE

CONTENT RATED BY ESRB

PRINTED IN USA