XBOX 360

NTSC

DREAMWORKS

TURBO

SUPER STUNT SQUAD

EVERYONE
ENFANTS et ADULTES
E
CONTENT RATED BY
CONTENU ÉVALUÉ PAR
ESRB

D3PUBLISHER

WARNING Before playing this game, read the Xbox 360® console, Xbox 360 Kinect® Sensor, and accessory manuals for important safety and health information.**www.xbox.com/support.**

Important Health Warning: Photosensitive Seizures

A very small percentage of people may experience a seizure when exposed to certain visual images, including flashing lights or patterns that may appear in video games. Even people with no history of seizures or epilepsy may have an undiagnosed condition that can cause "photosensitive epileptic seizures" while watching video games. Symptoms can include light-headedness, altered vision, eye or face twitching, jerking or shaking of arms or legs, disorientation, confusion, momentary loss of awareness, and loss of consciousness or convulsions that can lead to injury from falling down or striking nearby objects. **Immediately stop playing and consult a doctor if you experience any of these symptoms.** Parents, watch for or ask children about these symptoms— children and teenagers are more likely to experience these seizures. The risk may be reduced by being farther from the screen; using a smaller screen; playing in a well-lit room, and not playing when drowsy or fatigued. If you or any relatives have a history of seizures or epilepsy, consult a doctor before playing.

TABLE OF CONTENTS

CHARACTERS — 02
GAME MODES (TIMED / FREE / MULTIPLAYER) — 03
GAME CONTROLS — 04
IN GAME HUD — 06
ABILITIES — 07
STUNTS AND TRICKS — 07
COMBO SYSTEM — 08
SAVING YOUR GAME — 08
LOCATIONS AND ENVRIORNMENTS — 09
CUSTOMIZATION — 10
CUSTOMER SUPPORT — 11
LIMITED WARRANTY — 11

REV UP THE ACTION WITH TEAM TURBO! COMPETE AS THE SUPER-CHARGED CREW, FEATURING TURBO, WHIPLASH, SMOOVE MOVE, SKIDMARK AND BURN. SHOW OFF EACH CHARACTER'S TRICKED-OUT SKILLS AS YOU JUMP, DRIFT, SLIDE AND FLIP YOUR WAY TO THE FINISH LINE. WIN CHALLENGES AND DISCOVER SHORTCUTS IN THE LARGER-THAN-LIFE ENVIRONMENTS OF TURBO'S WORLD!

DreamWorks Turbo © 2013 DreamWorks Animation L.L.C.

Game and Software © 2012 D3PUBLISHER, Inc. Published and distributed in North America by D3Publisher of America, Inc. Published in Europe by NAMCO BANDAI Games Europe S.A.S. D3Publisher and its logo are trademarks or registered trademarks of D3Publisher of America, Inc. or its affiliates. Developed by Vicious Cycle Software, Inc. Vicious Cycle Software, Inc. and Vicious Engine and their logos are trademarks of Vicious Cycle Software, Inc. All rights reserved. Dolby and the double-D symbol are trademarks of Dolby Laboratories. The ratings icon is a registered trademark of the Entertainment Software Association. All other trademarks and trade names are properties of their respective owners.

CHARACTERS

There are five playable characters in* Turbo: Super Stunt Squad. *Each represent a different type of Stunt Racer:

TURBO

Turbo is like a race car — fast and nimble. His special ability is the "Tuck and Roll" where he ducks into his shell and rolls extra fast.

WHIPLASH

Whiplash is like a muscle car. He's big, fast, and loud. His special ability is the powerful smoky burnout.



SMOOVE MOVE

Smoove Move is like a cool custom cruiser. He's not the quickest or fastest, but he's well rounded and does it all with style. His special ability is the Hydro Bounce — a super high jump.

BURN

Burn is like a high-performance import car. Her handling is amazing — she can turn circles around the competition. Her special ability is her drift boost.

SKIDMARK

Skidmark is like a funny car dragster. He has amazing acceleration, but isn't so good in the corners. His special ability is a powerful nitro boost.

GAME MODES

***There are 2 types of Game Modes in* Turbo: Super Stunt Squad.**

Timed Mode has a set time limit in which to complete objectives. Each level will begin with a list of objectives. Completing some objectives will unlock additional objectives.

Free Play Mode will have no time limit so you can have the opportunity to explore the level and perform all your favorite stunts without any time constraints.

Note: Free Play Mode will be unlocked for each level by completing some objectives within Timed Mode.

GAME CONTROLS

On ground controls shown in bold.
In air controls shown in italics.

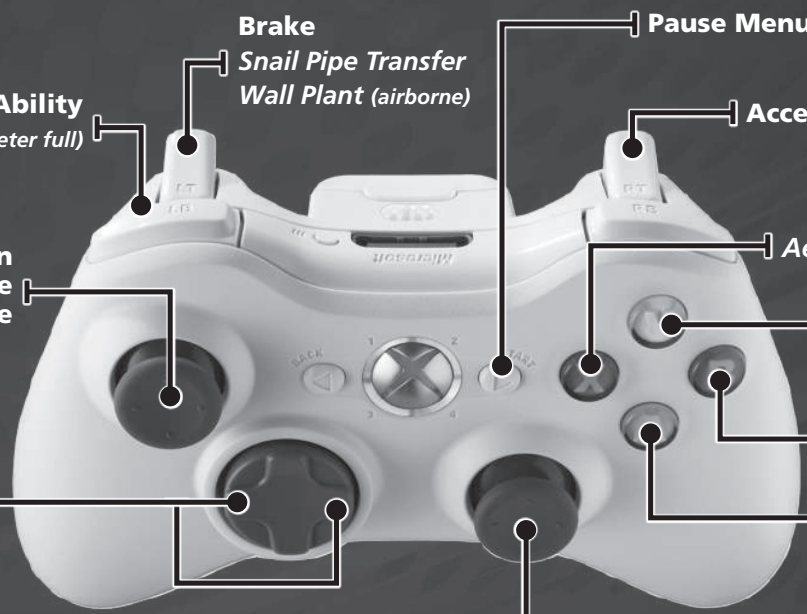



IN GAME HUD

1. **Character's Name:** The current character that is being played.
2. **Time Left:** The time remaining before the level ends.
3. **Total Score:** This displays the total scored earned in this session of playtime.
4. **Objective or Notification:** This will display the completed objectives or a highlight of a major completion.
5. **Special Meter:** You can use Special Abilities or perform Special Tricks when this meter is full. Fill it by tricking.
6. **Combo Meter:** This shows how much time is left to pull another trick and keep your combo going. The number in the middle is the score multiplier for the current trick.
7. **Point Scored:** This displays the points earned for executing the tricks.
8. **Combo Trick Display:** Shows the player the current chain of tricks they have pulled off. Only tricks pulled off consecutively in an active combo will be displayed here. The combo can come to an end through a wipe out or by the combo timer expiring
9. **Tachometer**: Keeps track of your RPMs.
10. **Current Music Selection:** This displays the name of the current song.
11. **Balance Meter**: This appears when you are doing a wheelie / nosey or a slide.

ABILITIES

Each character will start with a baseline set of abilities that can be upgraded. These will be based on the five following attributes:

Speed
How fast your racer can go.

Jumping
How high your racer can jump.

Handling
How well your racer can turn.

Tricking
How quickly your racer can do tricks.

Special Ability
The amount of special ability the racer has.

STUNTS AND TRICKS

Turbo: Super Stunt Squad ***has tons of Stunts and Tricks! Landing is the final and key part of pulling off a cool move or stunt. With a bad landing, you may not get the best score for the stunt or you may even wipe out!***

COMBO SYSTEM

Turbo: Super Stunt Squad ***has a combo system that allows you to create a combo by performing another trick before the combo timer expires to get the big points.***

Bonus Points: Earn higher scores by doing multiple stunts in a row!

Hot Spots: Crossing or finding a Hot Spot can also add to your score.

Try different combinations of stunts to find your favorites! Be careful not to wipe out or your combo will end.

SAVING YOUR GAME

Saving is done automatically. Please do not turn off the system or quit the game while this icon is displayed!

LOCATIONS AND ENVIRONMENTS

There are six playable levels in **Turbo: Super Stunt Squad.** ***All of them are in and around the Starlight Plaza mini-mall.***

Dos Bros Tacos Stand

This is the kitchen of the Taco Stand. Jump and slide your way over the stove, the deep fryer, and even over burritos!

Dos Bros Tacos Stand Patio

The outdoor patio area of Dos Bros Tacos offers a view of the rest of Starlite Plaza. It is filled with benches, taco trays, and all sorts of other items that offer a wide variety of stunt possibilities.

Rooftop Garden

Night time on the roof of the Dos Bros Tacos Stand is nothing less than a stunt racer's come true. The roof top is lit with colorful neon lights and full of of stunt spots, including the tomato and pepper patch and a giant taco half pipe.



Valley Hobby

The hobby shop is packed floor to ceiling with super stunt spots and provides all kinds of opportunities for high flying action. Watch out for the train!

Nail Salon

The Nail Salon offers everything from enormous chair snail pipes to footbath bowls and sinks that a stunt racer can get crazy on.

Paz's Autobody

Paz's Autobody is full of cool tools, jacks, tires ramps and other great stunt spots. A savvy stunt racer can score all kinds of points in here.

CUSTOMIZATION

Certain Racing Shells can be customized. This is done from the Character Select menu.

Tune Ups

Character Abilities can be tuned up by finding sets of Tune Up Icons in each of the shops. Each racer can get tune ups in five different categories: Speed, Tricking, Jumps, Handling and Special.

New Shells

Once new shells are unlocked, they can be changed and customized on the Character Select screen.

New Look

You can unlock new Paint Jobs, Finishes and Stickers by completing objectives in the game. These can be applied to a customizable shell from the Customization Menu. You can also pick colors for the shells and for some of the Stickers as well.

CUSTOMER SUPPORT

Website: www.d3publisher.us
The best place to go for tips and strategies on playing our games!

Phone: (480)-517-4900
Work Hours: Monday – Friday, 9am – 5pm PST

Email: support@d3p.us

LIMITED WARRANTY

D3Publisher warrants to the original purchaser that this D3Publisher game pack shall be free from defects in material and workmanship for a period of ninety (90) days from the date of purchase. If a defect covered by this limited warranty occurs during this 90-day limited warranty period, D3Publisher will repair or replace the defective game pack or component part, at its option, free of charge.

This limited warranty does not apply if the defects have been caused by negligence, accident, unreasonable use, modification, tampering, or any other cause not related to defective material or workmanship.

LIMITATIONS ON WARRANTY

Any applicable implied warranties of merchantability and fitness for a particular purpose, are hereby limited to (90) days from the date of purchase and are subject to the conditions set forth herein. In no event shall D3Publisher be liable for consequential or incidental damages resulting from the possession or use of this product.

The provisions of the limited warranty are valid in the United States only. Some states do not allow limitations on how long an implied warranty lasts, or exclusion of consequential or incidental damages, so the above limitation or exclusion may not apply to you. This limited warranty provides you with specific legal rights. You may have other rights which vary from state to state.

DEFECTIVE PRODUCT RETURNS OR EXCHANGES

Before returning any defective materials to us, please contact us for a Return Merchandise Authorization (RMA) number. You can reach us at the address below, via email at ***support@d3p.us*** or contact us at ***(480)-517-4900***. Please note that any materials sent to us without an RMA number will be refused and returned. We highly recommend that you use a traceable and / or insured method of shipping the materials to us.

Please visit ***www.d3p.us/Support.asp*** for our customer support mailing address.