XBOX 360

MAJOR LEAGUE BASEBALL 2K11



EVERYONE
E
CONTENT RATED BY ESRB

Online Interactions Not Rated by the ESRB

MLB PLAYERS CHOICE

ROY 34 HALLADAY

2K SPORTS

WARNING Before playing this game, read the Xbox 360® console and accessory manuals for important safety and health information. Keep all manuals for future reference. For replacement console and accessory manuals, go to **www.xbox.com/support**.

Important Health Warning About Playing Video Games

Photosensitive seizures

A very small percentage of people may experience a seizure when exposed to certain visual images, including flashing lights or patterns that may appear in video games. Even people who have no history of seizures or epilepsy may have an undiagnosed condition that can cause these "photosensitive epileptic seizures" while watching video games.

These seizures may have a variety of symptoms, including lightheadedness, altered vision, eye or face twitching, jerking or shaking of arms or legs, disorientation, confusion, or momentary loss of awareness. Seizures may also cause loss of consciousness or convulsions that can lead to injury from falling down or striking nearby objects.

Immediately stop playing and consult a doctor if you experience any of these symptoms. Parents should watch for or ask their children about the above symptoms—children and teenagers are more likely than adults to experience these seizures. The risk of photosensitive epileptic seizures may be reduced by taking the following precautions: Sit farther from the screen; use a smaller screen; play in a well-lit room; do not play when you are drowsy or fatigued.

If you or any of your relatives have a history of seizures or epilepsy, consult a doctor before playing.

ESRB Game Ratings

The Entertainment Software Rating Board (ESRB) ratings are designed to provide consumers, especially parents, with concise, impartial guidance about the age-appropriateness and content of computer and video games. This information can help consumers make informed purchase decisions about which games they deem suitable for their children and families.

ESRB ratings have two equal parts:

- **Rating Symbols** suggest age appropriateness for the game. These symbols appear on the front of virtually every game box available for retail sale or rental in the United States and Canada.
- **Content Descriptors** indicate elements in a game that may have triggered a particular rating and/or may be of interest or concern. The descriptors appear on the back of the box next to the rating symbol.

For more information, visit **www.ESRB.org**.

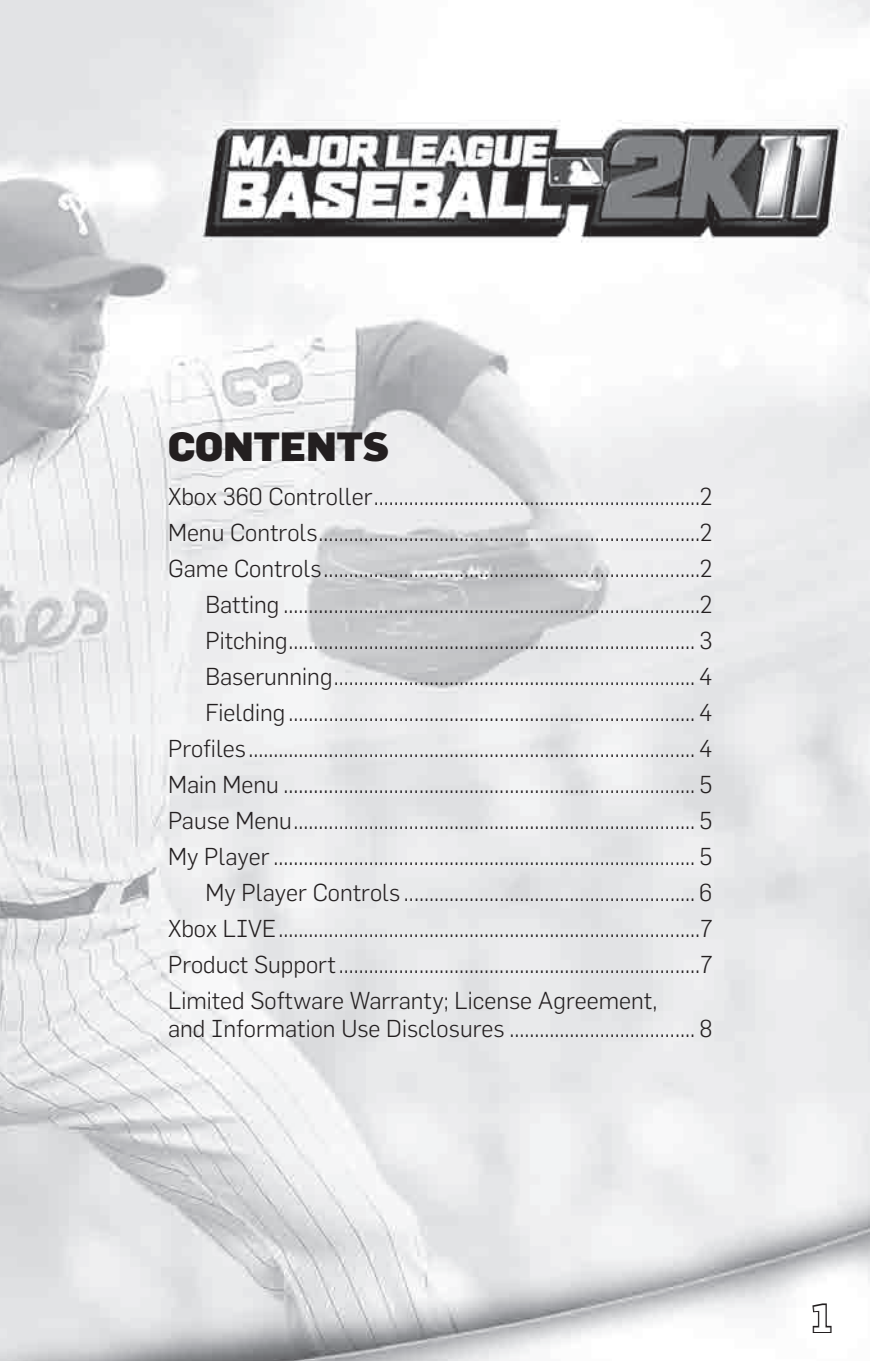

CONTENTS

Xbox 360 Controller 2
Menu Controls 2
Game Controls 2
- Batting 2
- Pitching 3
- Baserunning 4
- Fielding 4

Profiles 4
Main Menu 5
Pause Menu 5
My Player 5
- My Player Controls 6

Xbox LIVE 7
Product Support 7
Limited Software Warranty; License Agreement, and Information Use Disclosures 8

XBOX 360 CONTROLLER

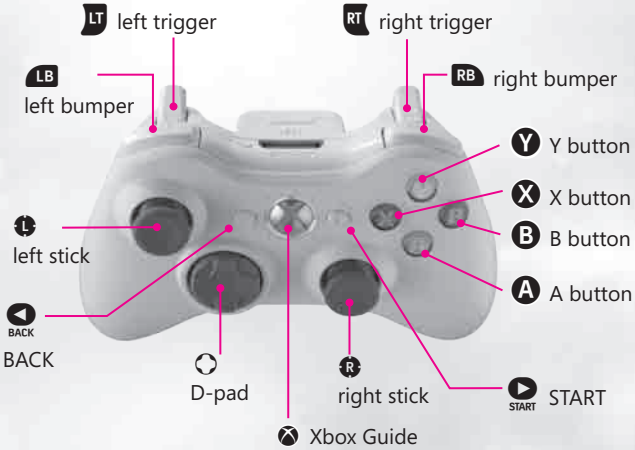

MENU CONTROLS

left stick	Navigate menus
A button	Select option
X button	Help

GAME CONTROLS

Batting

left stick ↑ (during pitch)	Attempt to hit the ball in the air / Aim bunt when in Bunt Mode
left stick ↓ (during pitch)	Attempt to hit the ball in the ground / Aim bunt when in Bunt Mode
left stick ← (during pitch)	Attempt to hit the ball to the LEFT side of the field / Aim bunt when in Bunt Mode
left stick → (during pitch)	Attempt ot hit the ball to the RIGHT side of the field / Aim bunt when in Bunt Mode
right stick ↑	Contact swing

right stick ⬇ then ⬆	Power swing
right stick ⬅ or ➡	Defensive swing
left trigger	Increase lead of baserunner / Hold for a steal attempt for individual baserunners
right trigger	Decrease lead of baserunner / Hold to sprint back to the base for individual baserunners
left bumper	Increase lead of baserunner / Hold for a steal attempt for ALL baserunners
right bumper	Decrease lead of baserunner / Hold to sprint back to the base for ALL baserunners
Ⓐ button	Select individual base runner
Ⓐ button	Skip batter's intro
Ⓧ button	Bunt
D-pad ⬇	Substitution Menu
D-pad ⬅ / ➡	Cycle through stats / Inside Edge data
BACK	Switch sides for switch hitters only
START	Pause Menu
Ⓧ button	Swing Analyzer

Pitching

left stick	Aim pitch
right stick	Begin pitch gesture
left trigger	Hold to throw to base
right bumper	Select pitch
Ⓐ button	Select pitch
Ⓑ button	Select pitch
Ⓧ button	Select pitch
Ⓨ button	Select pitch
R Click	Intentional walk
Ⓑ button	Back to pitch selection
D-pad ⬆	Infield / Outfield alignment
D-pad ⬅ / ➡	Cycle through stats / Inside edge data
D-pad ⬇	Substitution Menu
BACK	Mound meeting
START	Pause Menu
Ⓧ button	Pitch Analyzer or Pitch Out

Baserunning

right stick ➡	Send runner to 1st base
right stick ⬆	Send runner to 2nd base
right stick ⬅	Send runner to 3rd base
right stick ⬇	Send runner to home plate
left trigger	Advance individual base runner one base
right trigger	Decrease individual base runner one base
left bumper	Advance one base for all runners
right bumper	Decrease one base for all runners
left trigger + right trigger	Hold runner
Ⓐ button	Select the player
Ⓧ button	Slide
left stick ⬆	Headfirst slide
left stick ➡	Slide to the right of the bag
left stick ⬅	Slide to the left of the bag
left stick ⬇	Feet-first slide
START	Pause Menu

Fielding

left stick	Move player
right stick ➡ or Ⓑ button	Throw to 1st base
right stick ⬆ or Ⓨ button	Throw to 2nd base
right stick ⬅ or Ⓧ button	Throw to 3rd base
right stick ⬇ or Ⓐ button	Throw to home plate
right trigger	Diving catch
left bumper	Press to throw to the cut-off man
Ⓐ button	Select the player
Ⓧ button	Wall climb / Rob home run
START	Pause Menu

USER PROFILE

Once the game loads, you will be at the ***Major League Baseball®* 2K11** Title Screen. Press **START** to head to the Quick Game screen. If this is the first time you have turned on ***Major League Baseball®* 2K11**, the game will prompt you to create a user profile.

Create a User Profile

***Major League Baseball®* 2K11** uses your user profile to track your stats, trophies, and progress throughout the game. To create a user profile, use the **left stick** or the **D-pad** to highlight the letters on the keyboard and press the **Ⓐ button** to select each letter.

MAIN MENU

When the game starts up, if you are connected to Xbox LIVE, you will be at the ***Major League Baseball®* Today** screen. If you are not connected to Xbox LIVE, you will be at the Quick Game screen. Use the **right stick** to bring up the menu to select other game modes.

MLB® Today – View scores and stats from ***Major League Baseball®*** and download the latest Living Rosters.

Play Ball – Jump in and play a quick game.

Game Modes – Set up a Franchise, participate in an Online League, compete in a **Home Run Derby®**, practice drills to hone your skills, or guide a team through the Postseason.

Management – Reset or View the rosters, create a team, adjust position alignment, set up your pitching rotation and lineups, and create a player.

Features – Configure 2K Share, 2K Settings, 2K Beats, and the 2K Reelmaker. You can also check out the Living Rosters, Leaderboards, Credits or access the V.I.P. Viewer.

Options – Can change the way you experience ***Major League Baseball®* 2K11**: adjust game settings, difficulty sliders, presentation, and controller. You can also view the credits.

PAUSE MENU

Press **START** during the game to bring up the Pause Menu.

Resume – Get back to the action.

Replay – View a replay of the last play.

Options – Check the game options and set them to your liking.

Stats – Check out the stats of your current game.

Substitution – Tweak your lineup by bringing in a substitution from off of the bench or bring in a new pitcher from the bullpen.

Super Sim – Simulate at bats, half innings or the entire game.

Quit – Leave the current game.

MY PLAYER

Follow the entire career of a ***Major League Baseball®*** player. Pick your favorite team, play in the **Minors**, earn your call up onto a **Major League™** roster, and maybe just maybe play well enough to get inducted into the **Hall of Fame®**.

Once you have created your player and selected a team, you will begin the road to a possible Hall of Fame career. Throughout your career, your mentor will offer advice to help propel your player to the next level. He will also provide suggestions on how to properly spend your skill points. Listen to your mentor and you could be one of the greats.

Your career is what you make of it. If you work hard enough, put your player through the proper drills, and listen to your mentor, then the sky is the limit. Rookie of the Year, All-Star, MVP, and Hall of Fame are not out of the question. You could go down as one of the all-time greats, or end up as one of the all-time busts. It's up to you and the Hall of Fame.

My Player Controls

Baserunning

right stick ⬅	Send runner to 1st base
right stick ⬇	Send runner to 2nd base
right stick ➡	Send runner to 3rd base
right stick ⬆	Send runner to home plate
left trigger	Retreat base runner one base
right trigger	Advance base runner one base/ Increase lead of base runner/ Hold for a steal attempt
left trigger + right trigger	Hold runners
Ⓧ button	Slide
left stick ⬆	Head first slide
left stick ➡	Slide to the right of the bag
left stick ⬅	Slide to the left of the bag
left stick ⬇	Feet first slide
D-pad ⬆ / ⬇	Display Goal Overlay
D-pad ⬅ / ➡	Display Goals Recap
START	Pause Menu

Fielding

left stick	Move player
right stick ⬅ or Ⓧ button	Throw to 1st base
right stick ⬇ or Ⓐ button	Throw to 2nd base
right stick ➡ or Ⓑ button	Throw to 3rd base
right stick ⬆ or Ⓨ button	Throw to home plate
right trigger	Diving catch
left bumper	Press to throw to the cut-off man
Ⓧ button	Wall climb / Rob home run
D-pad ⬆ / ⬇	Display Goal Overlay
D-pad ⬅ / ➡	Display Goals Recap
START	Pause Menu

XBOX LIVE

Xbox LIVE® brings more of the entertainment you love right to your living room. Raise the curtain on your own instant movie night with thousands of HD movies, TV shows, and videos downloaded in a snap from Xbox LIVE and Netflix. Find the perfect game for any player with a free trial of hundreds of titles from the largest library available. With downloadable Game Add-Ons like maps, songs, weapons and levels, you'll get more out of every game by putting more into it. And don't forget to connect and play with friends wherever they happen to be. With Xbox LIVE, your fun never ends.

Connecting

Before you can use Xbox LIVE, connect your Xbox 360 console to a high-speed Internet connection and sign up to become an Xbox LIVE member.
For more information about connecting, and to determine whether Xbox LIVE is available in your region, go to **www.xbox.com/live/countries**.

Family Settings

These easy and flexible tools enable parents and caregivers to decide which games young game players can access based on the content rating. Parents can restrict access to mature-rated content. Approve who and how your family interacts with others online with the Xbox LIVE service. And set time limits on how long they can play. For more information, go to **www.xbox.com/familysettings**

Please note that online features are scheduled to be available until **April 2012**, though we reserve the right to modify or discontinue online features on 30 days notice. Check **www.2ksports.com/serverstatus** for details.

PRODUCT SUPPORT

www.2ksports.com/info/contact

US Support

Phone: 1-866-219-9839

Email: techsupport@2ksports.com

Canadian Support

Phone: 1-800-638-0127

Email: canada@take2support.com